

HOME & DECOR

MALAYSIA

KITCHEN SPECIAL

-Style Tips
-Organisation Ideas

30 design trends
of 2015

MAR2015 RM11

03

9 772229 990004
SSN 2229 9904 PP 18405/03/2014 0338110



SAPORINI
MADE IN ITALY

SAPORINI YARA Full Leather Modular Lounge
Featuring sleek, sweeping arm design and down-filled lumbar cushions for superior comfort.



HARVEY NORMAN FURNITURE & BEDDING

AEON BUKIT TINGGI
Tel: 03-3326 2631

NU SENTRAL MALL
Tel: 03-2260 7867

AMPANG POINT
Tel: 03-4260 1020

PARADIGM MALL
Tel: 03-7887 3589/3590

GURNEY PARAGON
Tel: 04-229 8886

SETIA CITY MALL
Tel: 03-3345 6085

IPC SHOPPING CENTRE
Tel: 03-7718 5200

SUNWAY PYRAMID
Tel: 03-5622 1300

MID VALLEY MEGAMALL
Tel: 03-2282 2860

QUEENSBAY MALL
Tel: 04-630 8210

HARVEY NORMAN BEDDING

CITTA MALL
Tel: 03-7846 1025

Come Home to Elegant Artistry



Italian
Collection
by Harvey Norman

Experience first-hand authentic quality craftsmanship with our exclusive Harvey Norman Italian Collection featuring leather sofas, marble dining tables and high-gloss furniture that are made only with the finest materials by true Italian artisan craftsmen.

Our Saporini leather sofas not only feature refined designs, some models also come with adjustable head and foot rest for extra comfort and support. You can choose from over 7 leather categories and a selection of 70 colours for that masterpiece you desire.

Follow us on:



/HarveyNormanMY



www.harveynorman.com.my



SHOP with
CONFIDENCE

Harvey Norman
FURNITURE

NOW

The Latest in Design and Decor News

16



14

HOT SEAT - BERTOIA DIAMOND CHAIR

More sculpture than furniture, the Bertoia Diamond Chair appears both strong and delicate.

20

NEW SHOP - BOSCH

Home appliances with the latest German technology.

21



16

NEW SHOP - HAFELE

You will find scores of home improvement fittings at their new outlet in Glenmarie, Shah Alam.

21

NEW SHOP - CHILLAX MARKET

Singapore's first indoor multi-brand lifestyle market.

23

NEW SHOP - E & A INTERIORS

The founders of E 7 A Interiors, British designers Chloe Elkerton and Elizabeth Ackland, have a strong passion for design and decoration that uses fabrics rich in colour and texture.

18

PEOPLE - GERARDINE LOGGERE

We spoke to Dutch interior decorator and owner of Tatum Company, Gerardine Loggere.

22

PEOPLE - ASTLEY NG

This interior designer's emphasis is on quality workmanship and sustainable designs.

24

ART - MAD MUSEUM OF ART AND DESIGN

Families and art lovers alike can dine and shop at this new voluminous lifestyle destination.



CHECK OUT

26

CHECK OUT - HUNGRY HEROES

Dine with Captain America and Iron Man in this Superhero-themed restaurant.

World of comfort.....




W. SCHILLIG
Cacoon
Made In Germany

Cacoon invites you and your family to fall and sink into it's ultra-soft seating without losing your balance. Enjoy with all your senses ... Cacoon offers all around comfort you can feel, you sit in - and not on - your sofa!


Besides its perfect aesthetic design and choices in configuration, sizes, materials and colors, Cacoon's premium quality offers durability and practical.

Brought to you exclusively by

CHESTERS[™]
Collection

J&J Chester Malaysia Sdn Bhd (620930-X)
Block B-0-1 & B-0-8, Megan Avenue 1, No. 189, Jalan Tun Razak, 50400 Kuala Lumpur, Malaysia
Tel: +603 2166 8330 / 2166 4121 (Hotline) +603 2166 8230 (Off) Fax: +603 2166 5121
E-mail: info@chesterscollection.com
Business Hour: Mon to Fri - 10.00am to 7.00pm | Sat & Sun - 10.00am to 6.00pm

www.chesterscollection.com



FAB FINDS

34

SNEAK PEAK

Create fairy-tale landscapes where animals romp, with pointy accessories shaped like houses.



48



FEATURE

48

30 DESIGN TRENDS OF 2015

From a mash-up of old and new styles to fresh takes on materials, it's going to be an exciting year of fresh, emerging design trends.

56

SPRING FLING

This New Year, fall in love with fresh flowers in a whole new way.

KITCHEN SPECIAL

60

THE BIG KITCHEN CLEANUP

Now is the perfect chance to organise that kitchen for the new year.

70

TIME TO DECORATE

Handy tips to make your kitchen great.



60



Details that you can SEE, TOUCH & FEEL.
 Now you can have full control
 of your home right at your fingertips.

Legrand's home automation systems are a charming blend of nature & technology — minimalist, yet sophisticated & classic. Thoughtfully crafted functions for easy control in timeless designs, they are the pinnacles of perfection.

Legrand's complete, integrated home automation systems come with unique designs, elevated with quality, versatility & user-friendliness, to suit individual homes.




**THE GLOBAL SPECIALIST
 IN ELECTRICAL AND DIGITAL BUILDING INFRASTRUCTURES**

A brand of
 

Megapower Electrical Distribution (M) Sdn Bhd [544761-T]

Lot 1888, Jalan KPB 7, Kawasan Perindustrian Balakong, Bukit Belimbing, 43300 Seri Kembangan, Selangor D.E., Malaysia
 Tel: (6) 03 8962 3333 (HL) Fax: (6) 03 8962 3388 Email: enquiries@megapower.net.my Website: www.legrand.com.my

HOMES



114

AGAINST THE STATUS QUO

This industrial – inspired home breaks away from stereotypical rawness, managing to look warm and edgy at the same time.



130

SMALL CHANGES, BIG DIFFERENCE

This family of “hobbyist” home renovators made good use of their know-how to transform their loft apartment without a major overhaul.



136

ANYTHING BUT ORDINARY

A shipping container for a powder room and plenty of other original ideas are what make this abode stand apart.



144

HOOKED ON INDUSTRIAL STYLE

Simple hooks are ingeniously turned into ceiling features in this industrial-themed home.

REGULARS

10 EDITOR'S NOTE

167 WHERE TO BUY

168 FLASHBACK

152

SIMPLY STYLISH

Contemporary with a retro touch, this home is simple and practical, yet on-trend.



photography WONG WEI LIANG
art direction LIM YI LING



YOU LOVE
COUTURE



Immerse yourself in the textures of refined living with fine fabrics by Acacia. From the glamour of Avenue Montaigne to the allure of Fifth Avenue, Acacia brings contemporary artistry into your home. Every creation is a reflection of your discerning personality, crafted to surpass the highest European and American standards. A myriad of designs make our fabrics a versatile choice for chic curtains and upholstery. With Acacia, you indulge in couture fabric at its finest, luxuriously crafted to inspire contemporary Asian interiors.

It's time to elevate your living spaces with the widest selection in fine fabrics by Acacia. Beyond the home, it's the name interior designers prefer for interior projects at 5-star hotels, resorts and cruises in Asia.

Acacia.
A world of beauty : A world of quality.

WE REFLECT

COUTURE



Hospitality Fabric Collection

MALAYSIA	+603	4252	3378
SINGAPORE	+65	6743	0060
THAILAND	+662	294	7360
VIETNAM	+848	5417	9000

HOTEL & RESORT | COMMERCIAL | RESIDENTIAL

www.acaciafabrics.com

ACACIA
FINE FABRICS

HOME & DECOR

■■■■■■■■■■

EDITORIAL

Editor

Elaine Dong
(elaine@bluinc.com.my)

Senior Writer

Wenshan Pang
(wenshan@bluinc.com.my)

Writer

Ng Yi Xiang
(yixiang@bluinc.com.my)

■■■■■■■■■■

CREATIVE

Creative Director

Frederick Lim
(fred@bluinc.com.my)

Senior Graphic Designer

Chang Ming Hin
(minghin@bluinc.com.my)

■■■■■■■■■■

PHOTOGRAPHY

Photographers

Daniel Lai
(daniellai@bluinc.com.my)

Edmund Lee

(edmundlee@bluinc.com.my)

KK Yong

(keenkyong@bluinc.com.my)

Patrick Chan

(patrickchan@bluinc.com.my)

■■■■■■■■■■

ADVERTISING SALES

Advertising Directors

Heng Chip Hian
(heng@bluinc.com.my)

Simon Ling

(simon@bluinc.com.my)

Sales Manager

Michelle Yow
(michelleyow@bluinc.com.my)

Advertising Sales Executive

Jessy Lai
(jessy@bluinc.com.my)

Marketing & Advertising Operations

Monique Tan
(tanernyee@bluinc.com.my)

■■■■■■■■■■

Senior Circulation & Subscription Manager

Francine Louis
(francine@bluinc.com.my)

Assistant Circulation & Subscription Manager

Kenneth Sew
(kennethsew@bluinc.com.my)

Junior Executive, Circulation & Subscription

Mohd Fadzli Saleh
(fadzli@bluinc.com.my)

Production Manager

Satvinder
(skaur@bluinc.com.my)

Assistant Production Manager

Kong Ah Kuan
(ahkuan@bluinc.com.my)

Assistant Traffic Manager

Lee Phaik Ling
(phaikling@bluinc.com.my)

Traffic Executive

Fabian Ong
(fabianong@bluinc.com.my)

■■■■■■■■■■

BluInc

Chief Executive Officer

**Datin Azliza
Ahmad Tajuddin**
(azliza@bluinc.com.my)

Senior Consultant

Loo Kit Choong
(kitchoong@bluinc.com.my)

General Manager, Business Development And New Media

Mohd Faizal Abdul Hadi
(faizal@bluinc.com.my)

Head Of Corporate Communications

Margaret Sebastian
(msebastian@bluinc.com.my)

Senior Human Resources Manager

Habibah Muhammad
(bib@bluinc.com.my)

Senior Finance Manager

Shireen Goh
(shireengoh@bluinc.com.my)

Research Manager

Audrey Chan
(audreychan@bluinc.com.my)

■■■■■■■■■■

Home & Decor Malaysia
is published by **BLU INC**
MEDIA SDN BHD (7408-K),
under license by SPH Magazines
Pte Ltd, publisher of
Home & Decor Singapore.

Lot 7, Jalan Bersatu 13/4,
Section 13
46200 Petaling Jaya
tel: +03 7952 7000

Call +603 7952 7000 to
buy back issues

Subscription Enquiries:
subscription@bluinc.com.my

Ad Sales Enquiries:
homeanddecor@bluinc.com.my

Printed by Percetakan Lai Sdn Bhd

No 1, Persiaran 2/118c, Kawasan
Perindustrian Desa Tun Razak,
Cheras 56000 Kuala Lumpur,
Malaysia, tel: +603-9173-1111

Distributed By
MPH Distributors Sdn Bhd

■■■■■■■■■■

HOME & DECOR SINGAPORE

SPH Magazines Pte Ltd

82 Genting Lane, Media Centre
Level 7, Singapore 349567
tel: +65 6319 6319,
fax: +65 6319 6345,
e-mail:
maghomeanddecor@sph.com.sg,
website:
www.sphmagazines.com.sg

Editor

Rebeckka Wong
(wongspr@sph.com.sg)

Associate Ad Sales Director

Kevin Foo
(kevinfoo@sph.com.sg)

HOME & DECOR, copyright
and trademark registered by
SPH Magazines Pte Ltd.
All rights reserved.

The trademark and content may
not be used or reproduced in any
form or by any means without
the written permission of SPH
Magazines Pte Ltd and Blu Inc
Media Sdn Bhd.

The views and opinions expressed
or implied in *Home & Decor*
are those of the authors or
contributors and do not necessarily
reflect those of the publisher.

■■■■■■■■■■

INTERNATIONAL EDITION

Home & Decor Indonesia

**Associate Publisher –
Design & Architecture**
Ferry Tanok

MPG MEDIA PUBLISHING

Jl. Hang Tuah II,
No. 2 Kebayoran Baru,
Jakarta 12120, Indonesia
tel: (021) 722-4632
Fax: (021) 739-5922



Living in Luxury Comfort

The art of perfection

*In life's ever changing demands, a place of serenity can never be compromised.
JohnsonSuisse manufactures and design quality bathroom products that are superior
in functionality and classic in aesthetic appeal.*

JohnsonSuisse
Bathroom Solutions

Johnson Suisse Sdn.Bhd. (257640-V), Level 3A, West Wing, Quattro West, No. 4, Lorong Persiaran Barat, 46200, Petaling Jaya, Selangor Darul Ehsan, Malaysia. Tel: +603-7952 2522 Fax: +603-7952 2696
E-mail: sales@johnsonsuisse.com.my • **Showroom** 17, Jalan Yap Kwan Seng, 50450, Kuala Lumpur, Malaysia. Tel: +603-2163 2513 / +603-2163 3928 Fax: +603-2163 3413 • **Pulau Pinang** (Showroom):
26C, Jalan Masjid Negeri, Green Lane, 11600, Pulau Pinang, Malaysia. Tel: +604-658 5246 Fax: +604-658 5248 E-mail: sales.penang@johnsonsuisse.com.my • **Ipoh** (Office): Suite C-2-6, Greentown Square,
Jalan Dato' Seri Ahmad Said, 30450 Ipoh, Perak Darul Ridzuan, Malaysia. Tel/ Fax: +605-241 2522 E-mail: sales.ipoh@johnsonsuisse.com.my • **Johor Bahru** (Showroom): 23, Jalan Kuning Dua, Taman
Pelangi, 80400 Johor Bahru, Johor Darul Takzim, Malaysia. Tel: +607-334 5794 Fax: +607-335 8490 E-mail: sales.johor.bahru@johnsonsuisse.com.my • **Singapore** Roca Bathroom Products Singapore Pte
Ltd (formerly known as Johnson Suisse (S) Pte Ltd) 8 Burn Road #12-07 Trivex, Singapore 369977. Tel: +65-6333 4080 Fax: +65-6636 7476 • www.johnsonsuisse.com.my



welcome to the kitchen

I have moved houses many times, and every time I design one, I always start with the kitchen. I've had the chance to enjoy a kitchen with an island, as well as galley kitchens, and both styles have worked well with good planning. So don't be deterred if the space you're given is not what you envisioned. With a good designer, you can make it work. Plan a practical space for storage, prep and cooking, and you will have your dream kitchen. Look in our pages for ideas and inspiration.

We serve up some upcoming trends for the year on page 48, which you can pick up and use for your home. If you've always wanted to plant a kitchen garden, we have some tips of how to get started on page 94.

March is the start of Spring, and though we live in perpetual Summer, take this chance to re-think your space. Whether it's a little facelift by buying new curtains, or a major overhaul, hopefully you will create a new nook for yourself in your home.

Have a great month ahead.

Do let us know what you think of our new look. Drop us a message on our FB page (www.facebook.com/HomeandDecorMY) or e-mail us at homeanddecor@bluinc.com.my.

Check out our blog on

www.homeanddecor.com.my.

We will be uploading content on design, homes, products and lifestyle daily. Sign up and you can play around with the thousands of photos we have on the site, clipping the ones you like to your very own mood board.



ELAINE DONG
EDITOR

Elaine



p.94

GROWING GREENS IN THE KITCHEN

Cultivate an edible garden right at home.

p.90

CANTILEVER CHAIR

Pieces that are design driven and great to look at.





SPRING FEVER



LYDIA



BASTIAN



TITANIUM

SPECIALLY HANDMADE BY OUR IN-HOUSE ARTISAN

NEW COLLECTION BLOOMING IN STORES NOW

A home is more than a great design and style. Some say it gets character. Some call it a concept. Yes. Everyone can own a piece of design. We think that a home is where the harmony and comfort are to be lived in – to connect to our lifestyle. This is our idea of concept. Customize your comfort at our showroom today and create the overall effect to fit its owners like a finely tailored wardrobe. Now everyone can create their own piece of comfort, their own piece of design.

Contact us at retail.deepliving@gmail.com / +6016 228 9672 for more details.

One City Mall, USJ (Flagship Store)
C-01-07 & C-01-08, Level 1
Sky Park @ One City

IOI City Mall, Putrajaya
Lot L2-49, Level 2
IOI Resort City, Putrajaya

Kota Damansara Studio
No 22-1, Jalan PJU 5/8
Dataran Sunway, Kota Damansara

Penang Studio
202A, Jalan Burma
Georgetown, Penang

DEEP LIVING SDN. BHD. (942651-T)
Headquarter Factory 1 & 2: Lot 7796 & 7798, Bukit Cherakah, 40150 Shah Alam, Selangor.
Tel: +603 7859 8008 Fax: +603 7859 8998



SOFA DINING BEDDING
www.deepliving.com.my

ALL-NEW!

STYLISH LIVING MADE EASY - JUST A CLICK AWAY

www.homeanddecor.com.my

An interactive, style-driven interior design website for homeowners and decor enthusiasts.



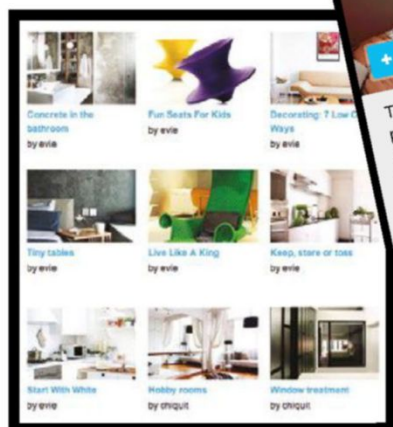
homes

Draw inspiration from over 2,800 pictures of real homes.



mood board

Store your renovation ideas online, and share them via social networks.



The homeowner didn't like purple as he thought it would be too feminine, but changed his mind after seeing the ambience it created in the master bedroom.



products

Hundreds of furniture items, furnishings and decor accessories to see.

questions

Ask **Home & Decor** as well as **renovation experts**.

magazine

Subscribe online or get a **preview** of the **latest issue**.

portfolios

Find a **renovation professional** and view **visual samples** of their work.

promotions

Get **updates** on the latest **subscription** as well as **promotional offers**.

VISIT WWW.HOMEANDDECOR.COM.MY NOW TO REGISTER AND START INTERACTING WITH OUR GROWING ONLINE COMMUNITY!

Now

Mini Me

Designed by Gaetano
Pesce in 1969, the
iconic UP5 chair
is hard to miss
thanks to its sensual
silhouette inspired
by feminine curves.
Now, it comes in a
playful child size,
complete with an
attached ball-and-
chain ottoman,
just like with the
parent version.
Your little one will
be comfortably
enveloped in the UPJ
(short for UP Junior),
making it the perfect
classic to call
her own.

UPJ by B&B Italia, is
exclusively available at Space.





Bertioia Diamond Chair

Why We Love It

More sculpture than furniture, the Bertioia Diamond Chair looks like it has an extremely light structure. Made entirely by hand, its grid-like frame is created by bending steel rods into a sturdy wire mesh. The material used – and the chair's sweeping, fluid structure – stood out from the rest of the rigid wood furniture popular in the 1950s, when it was first produced. Today, it is made even stronger with chrome steel rods, with a durable adhesive-fused finish that is scratch-, chip- and chemical-resistant.

Who Designed It

Italian American Harry Bertioia started his career in 1939 by teaching metal work and jewellery making. But the Second World War forced him to close his workshop, and he began to work with Charles and Ray Eames, leading him to the realm of furniture design. Wanting to work with metal again, he merged his skills as a sculptor with his knowledge on furniture and, in 1952, created the iconic Diamond Chair under Knoll.

What It Inspired

The innovative industrial wire mesh Bertioia produced was an instant hit, as it appeared both strong and delicate at the same time. Its success led to him designing the Bird Chair, a high-back version of the Diamond Chair, with its arms resembling the wings of a bird. Bertioia's work for Knoll also allowed him to concentrate fully on his art, and he focused on sound sculptures made of manipulated metal that created different tones when it came in contact with wind or touch. ●



The Bertioia Diamond Chair is available with upholstery in a variety of colours and materials such as suede and vinyl.

THE BERTIOIA DIAMOND CHAIR IS
MADE BY KNOLL AND AVAILABLE
AT DREAM INTERIORS,
SINGAPORE



Jacqueline bed
by Jean-Marie Massaud

Poliform

spacefurniture.asia

Singapore 77 Bencoolen St
Kuala Lumpur Level 3 The Intermark Jalan Tun Razak

Sydney, Melbourne, Brisbane

SPACE



HAFELE HOME IMPROVEMENT FITTINGS

At Hafele's new showroom in Glenmarie, Shah Alam, Chew Pei Yun, Purchasing and Product Manager, demonstrates how one can hide a television set from view with a click of a button, keep wines and glasses in a side table and turn a work station into a bed, all with the help of Hafele fittings.

"Hafele offers living and organisational solutions," says Chew.

"Home are getting smaller these days and every square inch is a prized commodity; we need to fully utilise it. Hafele can help you achieve the 'smart living' concept."

There is a living room, a wardrobe, a kitchen, a study cum bedroom and a guest bedroom on the lower level of the showroom. "By having the showroom designed to mimic a real home,

our customers can experience our products and help them visualise how they would fit in their homes," says Chew. The mezzanine floor, on the other hand, houses a collection of door knobs, LED lighting and cabinets.


The mechanisms of Hafele products may be sophisticated but it doesn't take a scientist to install them at home. Most, if not all, of the fittings are manufactured

in standard sizes and are designed for easy installation. However, if you need assistance, simply bring your floor plan to the showroom and where well-trained sales associates offer consultation.

Hafele fittings are also available at Home Pro and Houz Depot. ●



HAFELE IS AT 18 JALAN JURUHEBAH U1/50, SEKSYEN U1, TEMASYA INDUSTRIAL PARK, SHAH ALAM, TEL: +603-5569-2526.



LEFT
The Tavoletto can be transformed from a desk to a bed in minutes.

BOTTOM LEFT
Hafele fittings help you organise your kitchen cabinet.

BOTTOM RIGHT
The kitchen in the Hafele showroom.



SHARP

J-TECH

SAVES & PROTECTS

J-TECH INVERTER

Saves Energy



Eliminates Bacteria & Mold



SAVES

36 Gradual Steps

Adjusts its cooling power gradually in between the 36 cooling steps from 1200rpm up to 4250rpm.

High Rotation Speed

Compressor goes on a high rotation speed to maintain the temperature in a quickest time whenever the refrigerator is frequently used, thus saving energy.

Low Rotation Speed

Compressor goes on a low rotation speed when the refrigerator door is rarely opened. This maintains optimum temperature at a constant speed while saving energy.

*Based on SIRIM test model SJ364E



PROTECTS

Plasmacluster Ion Technology

Sharp J-Tech with Plasmacluster Ion Technology protects your foodstuffs from contaminants and keeps it naturally fresh

Precision Cooling


36 cooling steps provide the precised cooling temperature and yet preserves your food.

Rapid Cooling

High compressor rotation speed reaches the optimum temperature in shorter period of time thus minimising food spoilage.

i-kagami Inverter Series

Smile Inverter Series



SJP595GBK
SJ495GBK
470L / 430L



SJE535MBK
SJE435MBK
470L / 430L



SJE535MSL
SJE435MSL
470L / 430L



SJ404PBL
SJ364PBL
400L / 360L



SJ404ESL
SJ364ESL
400L / 360L

SHARP

SHARP-ROXY SALES & SERVICE COMPANY (M) SDN. BHD. (8394-W)
NO. 1A, Persiaran Kuala Langat, Section 27, 40400 Shah Alam, Selangor Darul Ehsan.
www.sharp.com.my E-mail: productinfo@my.sharp-world.com

Product Enquiry: Tel: 03-5102 5369
Service Enquiry: Tel: 1800 888 678 (Toll Free) Fax: 03-5102 5329





PEOPLE

GERARDINE LOGGERE

HOME & DECOR'S TEAM
SPOKE TO DUTCH
INTERIOR DECORATOR
AND OWNER OF
TATUM COMPANY,
GERARDINE LOGGERE.

TOP RIGHT

Tatum offers outdoor furniture including the Isabelle chairs from Max & Luuk.

BOTTOM LEFT

Cushions are upholstered in Scandinavian colours. Pieces of artworks and furnitures are available for purchase.

BOTTOM RIGHT

Customer's are able to choose from a huge fabric collection.

As a graduate from Charles Montaigne fashion school, Gerardine Loggere once designed wedding gowns and evening wear in her studio in Amsterdam. When her sister persuaded her to become an interior decorator for her company, Loggere Wilpower, a trading house for fabrics and materials in Benelux, Gerardine had no second thoughts in taking up the opportunity. She learned and developed her skills as an interior decorator from professional architects for eight years.

"I love going through fabrics, find the right materials and choosing the right colour palette. Most importantly, I am able to bring a good living environment to a room," Gerardine says.

In 2012, Gerardine founded Tatum Company, which is situated in Bangsar, a place she loves and lives close by. "My husband has lived here for a long time," Gerardine speaks of her move to Malaysia. She had given a thought to creating her own line of fabrics 10 years ago, but she decided against it. "It requires the backing of a huge investor to stock every colour of each material," she laments. Instead she curates an eclectic collection from some of the best brands in the world, such as Elitis, Pepe Penalver, Lizzo, C&C Milano and Creations Metaphores.




Walk-in customers are also able to browse and purchase artworks, vases from Deanflowers, a range of home fragrances from Linari, lightings and imported pieces of furniture from brands such as Arcada, Max & Luuk, Borek Parasols and Maria Flora, at the front portion of the showroom. ●



TATUM COMPANY IS AT 12,
JALAN TELAWI, 59100 KUALA LUMPUR,
MALAYSIA, TEL: +603-2202-2253.

"I love going through fabrics, find the right materials and choosing the right colour palette."





It's not a sofa
It's a concept

We want you to make the most out of your space. That's why the Osaka sofa can be customised to fit your needs. That's why you can pick fabrics, leathers and colours to suit your style. Visit our store and talk to one of our Concepters who can advise and help you achieve your very own sofa.

BoConcept®
Urban Danish Design since 1952



BOSCH EXPERIENCE CENTRE AT PUBLIKA

HOME APPLIANCES
WITH THE FINEST
GERMAN TECHNOLOGY.

ABOVE
The Centre has been set up
to look like a real home.

TOP RIGHT
The Centre bridges the
gap between Bosch and its
customers.

BOTTOM RIGHT
Bosch washers save
energy and time.

Bosch brings its products one stop closer to consumers with the launch of the new Bosch Experience Centre at Publika in Publika Shopping Centre. The Centre, a collaboration between Bosch and prominent electronics retailer Toong Heng Electronics, showcases the German brand's latest offerings, from large appliances to smaller kitchen utensils.

After a fruitful 2014, Bosch aims to make a closer connection with its customers by establishing various touch points. And the Centre is one of them. Not only does it give customers the opportunity to experience Bosch products in a comfortable, home-like environment, it allows Bosch to understand customers' lifestyle and needs.

At the Centre, you'll find Bosch's bestselling front-load washing machines, whose Vario

Perfect technology provides greater flexibility and efficiency. Its Eco Perfect mode cuts energy consumption by 66 per cent while its Speed Perfect function reduces washing duration by up to 60 per cent.

Check out Bosch's hobs and hoods from the Asian range. As its name suggests, the range has been designed to fit the cooking style in Asian homes. Thanks to the unique Intelli Link feature, the hood turns on and off automatically in sync with the hob to ensure better fume extraction while keeping energy consumption to a minimum. New ovens and are set to be unveiled by the first half of 2015. ●

THE BOSCH EXPERIENCE CENTRE
AT PUBLIKA IS AT LOT 16,
LEVEL G3, PUBLIKA SHOPPING
GALLERY, KUALA LUMPUR,
TEL: +603-6211-6323.





**CHILLAX
MARKET**
SINGAPORE'S
FIRST INDOOR
LIFESTYLE MARKET



It's not easy to reach Chillax Market; to get there, you'll have to take a lift up to the third floor and exit to a grimy corridor. But look to the left of the said concrete corridor and you'll see a warm, welcoming space behind glass doors.

The brainchild of designer and entrepreneur Nana Struuman, the 6,900sqf Chillax Market houses her own fashion and home accessories brand, Gezel, as well as a carefully curated range of 23 fashion and home furnishing brands.

Sunlight streaming in from floor-to-ceiling windows (with views that overlook The Grandstand's old racetrack) illuminates its artful displays of wares to create a cheerful atmosphere.

Here, discover a clutch of new and unique brands such as Live Love Africa. It stocks colourful and surprisingly sturdy papier mache bowls from Wola Nani in South Africa, which were handcrafted by women suffering from HIV and Aids.

From Gezel, feast your eyes on a large wall of cushions, tableware and home accessories, such as candleholders and quilts. Other items that caught our eye include the Vitajuwel wands. Meant to be swirled in water, the wands have encased crystals that are said to impart different health benefits and flavours to your drink.



There's plenty more to do here, too. Visitors can get their hair and nails done at the Chillax Salon located at the entrance of the market, or enjoy a cuppa at the Eclectic Cafe while seated in one of the large peacock chairs from furniture brand Modern Eclectic. It's not difficult to enjoy the "chillax" atmosphere of this casual lifestyle market. ●

CHILLAX MARKET IS AT #03-07 THE GRANDSTAND, SINGAPORE. TEL: +65-6463-0128. VISIT WWW.FB.COM/CHILLAXMARKET.

TOP
Chillax Market offers furniture and home accessories like soya candles and cushions, as well as fashion pieces like kaftans, luxury swimwear and children's clothes.

ABOVE
Modern Eclectic brightens up the loft floor and the cafe with its colourful furniture pieces.

ABOVE FAR LEFT
These adorable owl plushies are from Gezel's children's line.



PEOPLE

ASTLEY NG


THIS INTERIOR DESIGNER'S EMPHASIS IS ON QUALITY WORKMANSHIP AND SUSTAINABLE DESIGNS

"Nothing satisfies me more than seeing my clients truly happy," says Regional Design Principal of Sky Creation Design Sdn Bhd, Astley Ng.

Based on the notion of form follows function, Astley designs a room creatively in order to meet the expectations of his clients. He asserts that the designs at Sky Creation Design must be sustainable and eco-friendly to ease mother nature's burden and to ensure easier maintenance for homeowners. Equally important, his visions are always pragmatic based on an understanding of the wants and requirements of his clients.

"We focus on good service, quality workmanship and a great finished product," says Astley whose portfolio includes with numerous commercial and residential projects including the one at Hillcrest Villa, Singapore.

Based on his experience, Astley has met with clients who are inclined to become designers themselves. The internet serves a challenge as it exposes visual elements to the public. "In reality, visual enhancements are brought to a space through home decorations and these come after a renovation project is completed." Furthermore, the designer stresses the importance of a well-designed space. He says that it evokes a strong emotive response from his clients.



Touching on the subject of designs in Malaysia and Asian countries, Astley says that Malaysia is booming with opportunities. There is also a huge market in countries like Myanmar and Vietnam for the interior design and architecture industries. ●

SKY CREATION DESIGN SDN BHD
UNIT D-G-08, BLOCK D, RITZE PERDANA
JALAN PJU8/2, DAMANSARA PERDANA 47820
PETALING JAYA, TEL: +603-7725-8809 OR
FOR MORE INFORMATION, VISIT
WWW.SKYCREATIONDC.COM




TOP
A work area designed for two.

LEFT
An open-concept home gives direct access from the living room to the dining room.

RIGHT
Besides interior-design services, E&A Interiors offers a wide range of fabrics from the US and Europe, as well as lights from Vaughn Designs.

BELOW
A corner of the showroom features Raoul Textiles fabrics with nature-inspired prints and hot colours.

BOTTOM
Raoul Textiles is known for its printed linen designs. Here, a graphic pattern lightens the formality of a stately Chesterfield sofa.



E&A Interiors

The founders of E&A Interiors, British designers Chloe Elkerton and Elizabeth Ackland, have a strong passion for design and decoration that uses fabrics rich in colour and texture. This love for the world of vibrant hues and patterns is evident in their showroom, which is located in the former Nan Chiau High School.

Besides shelves that hold stacks of neatly folded fabric swatches, the designers have created a visual feast of upholstered furniture, too, such as sofas and armchairs clad in a mix of prints, as well as tastefully mismatched window shades and fabric lampshades.

The latest brand in store is California-based Raoul Textiles, loved for its use of dazzling colours, bold patterns and globally-inspired designs, all printed by hand.

The designers tell us it's a real coup to be able to represent this family-owned company in South-east Asia. This and other exclusive fabric brands, such as Carolina Irving, Peter Dunham,

and Galbraith & Paul, all demonstrate the artisanal quality of the products at E&A, where the makers screen-print and even weave the fabrics by hand in small batches.

Wallpaper is also available, cladding walls to great dramatic effect; and lamps and furniture from British brand Vaughn Designs round up the offerings perfectly with its elegant, modern classic appeal.

Besides interior-design services, E&A also offers art and antique sourcing and, of course, reassurance for the uninitiated. If the immense variety of fabrics available here flusters you, don't worry – you're in good hands with the two designers, who have had decades of experience in the industry working on interior projects here and internationally, before striking out on their own.



E&A INTERIORS IS AT #04-24 THE HERENCIA,
46 KIM YAM ROAD, SINGAPORE,
TEL: +65-6702-4850.





MAD MUSEUM OF ART AND DESIGN

MORE THAN JUST AN ART GALLERY,
MAD IS A NEW LIFESTYLE DESTINATION
WHERE FAMILIES AND ART LOVERS
ALIKE CAN DINE AND SHOP

Located on the outskirts of Orchard Road, and with a floor area that can cover over 1½ Olympic-size swimming pools, the new Museum of Art and Design (also known as MAD) is unlike any art destination we've seen here.

"This is the biggest risk I've taken in my entire life," owner Jasmine Tay says. "But my mission has always been to get everyone – art lovers, architects, designers and, even, kids – together to enjoy art."

In the boldest move of her 25-year career as an art dealer, she has recently moved MAD from its standard-sized unit within Mandarin Gallery to a voluminous double-storey site that not only showcases contemporary art, but also has a cafe, a merchandise store and a cigar bar.

For those looking to spend a quieter, more cultured time in town during the weekend, this is the place to go. After a hearty meal and a cup of joe, you can wander through the many viewing galleries, where works from renowned artists like Song Wei (China), Kim Robinson (Australia/ Hong Kong), and Lee Kiyong (South Korea) are displayed amidst pieces by local artists like Hans Tan and Jeffrey Ho. But if your pockets aren't deep enough to take one home, you can still pick up art and design books, homeware and quirky fashion accessories from the retail corner.



ABOVE & BOTTOM
RIGHT
Works by Chinese artist Song Wei (above) and Singaporean Hans Tan (bottom right) are exhibited on the gallery's capacious second level.

RIGHT
Bruno de Caumont's peculiar furniture designs can easily double as sculptures!

BELOW, LEFT
The room that showcases celebrity hairstylist Kim Robinson's sensual paintings was given a moody splash of black to bring out the mystique of the abstract works.





Although Jasmine is more well-known in local art circles for her expertise in fine art – especially contemporary Chinese art – she has a fervent passion for design. And that’s why a large portion of the storefront is dedicated to the offbeat and sculptural furniture pieces by French artist Bruno de Caumont, as well as tongue-in-cheek chairs designed by Saran Yen from Thailand.

MAD is also slated to host Singapore’s inaugural Design Stage next year, with the aim of putting the region’s best designs up on a month-long series of events and exhibitions. “I want families and students to come here to get educated and inspired!” Jasmine exclaims. “Art should be for everyone.” ●

POP BY MAD AT 10 TANGLIN ROAD, SINGAPORE, TEL: +65-6734-5688.



TOP
Founder Jasmine Tay hopes that this multi-concept space will change the misconception that art is inaccessible.

RIGHT & FAR RIGHT
Unlike conventional art galleries, MAD has added features such as a lifestyle shop and a cigar lounge.

BELOW, RIGHT & CENTRE
The Peranakan-inspired chair by Thai artist Saran Yen and Song Wei’s porcelain hamburgers are some of the many pieces that feature contemporary interpretations on traditional aesthetics.





HUNGRY HEROES


"We all wished we had powers, right?" proclaims Calvin Ho, the co-owner of Hungry Heroes, a new Superhero-themed restaurant. The 49-year-old entrepreneur has been captivated with comic characters all his life, and after two decades of collecting superhero figurines, busts and posters, he finally has the perfect place to showcase his geeky obsession in all its glory.

Calvin has also dabbled in interiors, dressing up friends' homes and even renowned clubs like Ministry of Sound and Barfly. Together with his partner in crime, Gavin Choo, the two friends recently toyed with the idea of setting up a space-planning agency-cum-decor store. "We also wanted a practical space to showcase what we can do," says 33-year-old Gavin. "That's how the restaurant came about."

Be prepared to be transported into a whole new fantasy world the moment you step into Hungry Heroes. Its facade may be traditional – it's housed in a conservation shophouse near Farrer Park MRT station – but its interiors are anything but antiquated.

The first storey is clad in dark tones and embellished in gilded frames, creating a debonair atmosphere that juxtaposes with the life-sized mannequins of Captain America, Thor and Iron Man by the bar. The upper floor takes on a more playful vibe, and is accessorised with eclectic pieces from the owners' accompanying art and decor store, Art Art and Away. All the pieces on this floor, including the retro-futuristic table lamps, decorative





OPPOSITE & TOP RIGHT
The upper level is filled with cheerful accessories and tongue-in-cheek art prints, all of which are for sale.

TOP LEFT
Dapper interiors add elegance to the comic-themed displays.

LEFT
You can dine in peace with these superheroes on watch.

ABOVE
The Steak-out sharing platter can satisfy up to six diners.

framed art prints and eccentric sideboards, are available for sale.

Hungry Heroes' quiet yet convenient location offers a casual setting for a meat-and-beer-fuelled meal. And if you're here with a ravenous group of friends, opt for the sharing platters that start at \$56 for half-rack pork ribs, 200g sirloin, 250g de-boned chicken leg and pulled pork. They come with some side dishes.

Both first-time restaurant owners, Calvin and Gavin are on a mission to offer something that's nothing short of distinctive. "We're not trying to be the best looking restaurant. But we know that it's truly unique!" Calvin quips. ●

📍
VISIT HUNGRY HEROES AT
33 TESSENHOHN ROAD, SINGAPORE,
TEL: +65-6295-5401.



Made For All

Great furniture design is no longer a trade secret. Designers are jumping on the open source bandwagon and putting their designs up online for free use, on sites like Open Desk (www.opendesk.cc) and Atfab (www.atfab.co). Most designs can be fabricated using CNC (computer numerical control) cutting machines. ●

LEFT
The Antler Chair is one of many designs on Sketch Chair, an open-source software that lets you generate the virtual structure of a chair and simulate a stability test. www.sketchchair.cc

BELOW, FROM LEFT
The Open Mirror by Italian design studio Digital Habits slides to reveal an iPhone docking station. Sensors at the base detect hand gestures to control the phone's music player. The product is for sale, or download the design and circuitry for free. www.digitalhabits.it

Designed by German designer Ronen Kadushin, the Italic Shelf can be customised to varying lengths. It gets its name from the slanted spacers that hold up the shelves. ronen-kadushin.com

This footstool by Evil Mad Scientist Laboratories is inspired by the 555 timer chip found in electronic circuits, and is made up of plywood pieces. www.evilmadscientist.com

{ Open source design lets anyone create and customise quality furniture from downloadable blueprints.





TORU TSUJI

DESIGNER AND
CRAFTSMAN
SPECIALISING IN
TRADITIONAL
METAL KNITTING



TOP
The brand's aim is to create everyday utensils that transcend into delicate and elegant handcrafted pieces of art.

ABOVE, LEFT
The same metal-knitting technique is used to create lampshades, allowing the light to cast beautiful patterns onto the wall.

ABOVE, RIGHT
Toru added lighting designs to the company's range of utensils a few years ago, in order to appeal to a more international audience.

Established by Toru Tsuji's father 35 years ago, Kanaami-Tsuji is a Kyoto-based company that produces handmade utensils and homeware using a metal-weaving technique that dates back 10 centuries. "Growing up, I was never interested in the family business because you have to work very hard and the money wasn't very good," the jovial designer admits in halting English. "It was only when I returned home after spending some time in Jamaica that I began to appreciate our culture."

It took another seven years before Toru perfected the skill. He recalls how his father would always drill the need for perfection into him by saying: "If you make 100 pieces and one isn't good, you'd have one unhappy customer and that will not do."

Kanaami-Tsuji started out making tofu servers with the kiku-dashi, or chrysanthemum pattern, a traditional metal-knitting technique. While the ladle may appear nondescript, Toru explains that shadows play a big part in its design.

As tofu is usually placed in plain-looking boxes, the purpose of the scoop's woven pattern is so that a decorative shadow can be cast onto the box, elevating its appearance into something more poetic. Kanaami-Tsuji's other products now include tea strainers, coffee spoons, trays and baskets, all made of finely woven metal.

Toru used the same concept with shadows in his lighting designs, where he used chrysanthemum patterns to form lampshades that cast mesmerising shadows onto the walls when lit.

Kanaami-Tsuji has also collaborated with Japanese studio Nendo and Danish design studio OeO in hopes of bringing this uniquely Japanese craft to the international market. Now, the lamps are available here at D. Bespoke, a bar that retails artisanal Japanese products.

But, as there are only a handful of craftsmen – including Toru – who make everything by hand back in Kyoto, be prepared to wait for a couple of months before getting the finished product. "We have many orders and we can easily outsource it to China, but we have chosen not to," he states proudly. ●

📍
KANAAMI-TSUJI'S LAMPSHADES ARE AVAILABLE EXCLUSIVELY AT D. BESPOKE, 2 BUKIT PASOH ROAD, SINGAPORE, TEL: +65-8141-5741.



LARRY PEH

FOUNDER AND
CREATIVE DIRECTOR
OF &LARRY,
DESIGNER OF THE
YEAR, PRESIDENT'S
DESIGN AWARD 2014



Designer of the Year Larry Peh jump-starts his mornings with a hot cup of *yuanyang*. "It really shakes up the mind and gets it going!" he declares, crediting the thick, potent mix of coffee and tea with giving him the focus he needs to bring his design projects to the next level.

The founder and creative director of &LARRY design studio, along with his team of five, manages branding projects for companies such as Killiney and book-binding company Bynd Artisan. Having a small team means fewer projects, but Larry finds that a modestly sized atelier is better than a factory of many that churns out mediocre work.

"At one point, we grew to eight or nine people," he says. "It freaked me out because I became a doctor of sorts, having to solve eight different problems every day. [The quality of] work started to deteriorate because I had no time and energy left after spreading myself too thin," he lamented.

Having a smaller team gives him the opportunity to craft and perfect branding solutions, and spend more time with clients.

He's also kept busy by his personal project, titled *Objects*. A design series that started in 2004, it is a testament to Larry's love for his country. As an unabashedly Singaporean boy who'd pick a local brew over artisanal coffee any day, he designs the objects in the hope of providing a social commentary on local societal norms.

For example, the Reserved tissue packet – with the word "Reserved" stamped

ABOVE, RIGHT
Benchmark Sat,
made from the old
National Stadium
benches, was inspired
by a victory podium.

RIGHT
Larry designed
Killiney's new logo
and the packaging
for its sauces.

FAR RIGHT
The Reserved tissue
packet was the first
in his *Objects* series.



Charles Eames once said that you have to take your pleasures seriously. That's what I believe, too.

in bold across the front – was his first project. "I was at a hawker centre when I saw a German tourist push aside a packet of tissue that had been used to 'chope' a table. He starting eating and even used the packet. When the lady who had 'reserved' the table came back, she told him off and they had a little argument!" Larry chuckles.

His aim for the project was to generate discussion about behaviour that we witness daily, but never question. Aside from the tissue packet, the *Objects* series features other quirky items, such as a *hongbao* with the words, "It's the thought that you'll

count", and a chain made of metal discarded parking coupon tabs. These objects, however, are not for sale as Larry prefers to keep them as a form of art. "Maybe, one day, I'll have a gallery displaying all the pieces from the *Objects* series," he says.

Not one to rest on his laurels, he is now looking to add fashion to his portfolio. His brand of menswear, Faculty, will be making its way into several stores around the world this year. ●



FIND OUT MORE ABOUT THE DESIGNER
AT WWW.ANDLARRY.COM.



CITYFLOW

AN ECLECTIC MIX
OF MID-RANGE AND
HIGH-END TAIWANESE
FASHION, TECH
AND HOME DECOR

Look past the unassuming setup, and design aficionados will come to see that Cityflow has much to offer. Opened in August 2014 and nestled in a corner of the basement of Orchard Gateway, the shop houses a total of 20 Taiwanese brands. Against a backdrop of understated grey walls, shelves are filled with a variety of design-centric products, from audio systems to home accessories and footwear. Even bicycles are a part of its diverse catalogue.

Some crowd favourites include the human-like Man2Max LED table lamps which are equipped with four brightness levels, and the minimalist handless Koan clocks.

Running the company are Gino Gau and Dale Liao, a Taiwanese husband-wife team. "They are very selective and don't mind paying a bit more," says Zen Tay, Cityflow's branding consultant. Travelling every two to three weeks, Gino personally sources for new designer labels to introduce here.

At 660sqf, the shop may be a rather intimate space, but it is the largest of the brand's three outlets in Singapore. The other two are booths, on the fourth level of Orchard Gateway and the third level of Takashimaya D.S., that highlight its range of smaller accessories. ●



TOP

A section dedicated to bikecraft label Aoi Cycle entices with a handmade designer bicycle and matching leather accessories.

RIGHT

Concrete floors, grey walls and metal frame windows create an industrial-style setting.

FAR RIGHT

Made of aluminium alloy, these four-watt desk lights feature adjustable limbs, and are sleek and eco-friendly.



CITYFLOW IS AT #B2-27
ORCHARD GATEWAY,
SINGAPORE,
TEL: +65-6702-3062.



CRATE AND BARREL

CONTEMPORARY
AMERICAN-
STYLE
FURNITURE

Spanning 25,000sqf over five floors, the second Crate and Barrel store, located at Orchard Gateway, is an even bigger treasure trove of furnishings from the American brand. It sits next door to Peranakan Place, where its sister brand, CB2, is located.

Just like its first outlet at Ion Orchard, this megastore is designed in the brand's trademark simple all-American style. Here, it debuts its curtain range, with seasonal designs available in three lengths. Accessories such as curtain rods and hooks are available, too.

Executive director Yung Ong suggests shopping at this expansive store from bottom to top, starting at Basement 2, where seasonal decor accessories and kitchenware are located. "Crate and Barrel is all about entertaining friends at home and that starts in the kitchen," he says.

But what caught our eye was a wall dedicated to unique kitchen gadgets. Discover butter makers, yolk separators and, even, a corn sheller that fits in the palm of your hand. In Basement 1, you will find tableware, glassware and barware. Check out the section dedicated to beer accessories just

next to the store's most popular corner – basic tableware in a rainbow of colours. These affordable gems are priced from below \$10, making them the perfect impulse buy.

Move up to Levels 1, 2 and 3, and you'll find larger pieces of furniture and more decor accessories for the home. End your shopping journey by exploring the many cosy bedroom and living room settings featuring luxuriously soft sofas and beds spread throughout the top three levels. ●



CHECK IT OUT AT ORCHARD GATEWAY @ EMERALD, SINGAPORE, TEL: +65-6634-8488.



ABOVE, LEFT
Find inspiring pockets of furniture throughout the store.

ABOVE, RIGHT
The brand's quintessential clean, cosy style is reflected in the outlet's various home settings.

BOTTOM
To combat the narrow footprint of Orchard Gateway, Crate and Barrel built upwards, filling five floors.



LEFT
Spot colourful new brands, such as Tala, in the home and lifestyle section on Level 4.

BELOW
Luxurious bespoke bedding and furniture are available on Level 5.



METRO CENTREPOINT DEPARTMENT STORE

Looking younger and fresher, Metro Centrepoint is bringing a whole new shopping experience to those familiar with this long-standing household name. Spread over six levels, it takes over Robinsons as the mall's anchor tenant. Along with a sleek, spiffy layout, expect to discover fresh, exciting brands that are exclusive to Metro.

Zoom in on Level 4 to browse the extensive home and lifestyle collection. Favourites, such as Corelle tableware, still occupy a large corner, but taking centre stage are newer brands, which set the mood for the rest of the space.

We love the functional and beautiful offerings, many of which would go nicely with modern vintage trends. These include Tala from the UK, known for its sweet retro-style bakeware, Natives from France, and Riverdale from the Netherlands.

On this level, you'll also find areas dedicated to appliances, tableware, cooking tools from around the world, and even coffee and tea accessories.

Design Hub has also collaborated with Metro to create an impressive Bosch



Show Kitchen to showcase products with demonstrations for visitors.

Head up to Level 5 for your bed, bath and decorating needs. The current collection of home accessories showcases an oriental theme in a spectrum of colours, setting a cheerful mood for the rest of the level.

Seasonal decorations can also be found here, but what takes up the majority of the space is the bedding section. You'll find mattresses, customised headboards, bed linen, as well as a wellness room featuring specialised bedding products that guard against allergies, dust mites and bed bugs.

Metro now offers further customisation services, too. Enquire at the Design Lab on Level 5 for bespoke furniture. You can even personalise your bed linens and towels with the store's new monogram and embroidery service. ●

METRO CENTREPOINT
IS LOCATED AT
THE CENTREPOINT,
SINGAPORE.
TEL: +65-6738-3322.

SNEAK PEAK

Create fairy-tale landscapes where animals romp, with pointy accessories shaped like houses.



Jules Verne balloons 42cm, 18cm, 32cm, all from The Wright Gift. Cutting boards by Ferm, from Grafunkt (first and last boards). Snug Chevron Cutting Board, Tas-ka Bread Board City, and House, all from Bloesem. Ostheimer Bear, calf, cow, giraffe, and brown calf, all from Strangelets.



In full view

Simple yet graphic silhouettes can keep a desktop from looking monotonous.

Magazine holder by Ferm, from Grafunkt. Display box by Bloomingville, from Make Room. Ostheimer Panda, sitting piglet, flamingo, pig, and running piglet, all from Strangelets.





Main
Sponsor



A real moment

HEAD OFFICE & MAIN SHOWROOM
Tel: 03 7620 1600

AFTER SALES SERVICE CENTRE
Hotline: 016 207 1600

www.teka.com

Email: customer_svc@teka.com.my

 TekaMalaysia



Modern Living

Its modern design depicts sensual movements. Suitable to be used indoors and outdoors, the Biophilia Silla Chair has non-slip feet and is equipped with RGB LED lights. Rotational moulding is used to produce the 100 percent recyclable chair made of polyethylene resin. The Biophilia collection is designed by Ross Lovegrove for Vondom.

AVAILABLE FROM QUEL FURNITURE,
35, JALAN PJU 5/21, THE STRAND,
KOTA DAMANSARA, PETALING JAYA,
TEL: +603-6142-4223.

OUR PICKS

Tealight Holders

- 1 Glansig tealight holder, Ikea.
- 2 Miami tealight holder, Royal Selangor.
- 3 Combi tealight holder, BoConcept.



Asia Week New York 2015

This will be the first for Shalini Ganendra Fine Art to join Asia Week New York 2015. It will launch an exhibition themed, My Country. Works of award-winning Asian artists from Myanmar, Cambodia, Sri Lanka and Malaysia will focus on the respective geopolitical environments and global concerns from political issues to social angst. The exhibition will be held in Bernaducci Meisel Gallery, New York. Participating artists include Zac Lee, Ru Yi Tan, Chaw Ei Thien, Vollak Kong and Sanjeewa Kumara.

FOR MORE INFORMATION, VISIT WWW.SHALINIGANENDRA.COM



Black is the New Black

A room can be filled with exciting graphic prints and metallic lustre effects with Intenz Black, a new range of wallcoverings available from Goodrich. Create a spatial effect with Moods or achieve a unique look with designer, Edward van Vliet's Layers. Play around with graphic prints and layering to achieve the desired looks. Intenz Black, Moods and Layers are under the Black collection by BN wallcoverings.

CHECK IT OUT AT GOODRICH,
UNIT M-2-2, BLOCK,
PLAZA DAMAS, PHASE II
JALAN SRI HARTAMAS 1/70A,
KUALA LUMPUR.
TEL: +603-6201-5757.





Happy Anniversary!

Royal Selangor introduces its 8515 collection in celebration of its 130th Anniversary. Inspired by the priceless artefacts seen at the Royal Selangor visitor centre museum, the rich dimpled surface of the tankard, tea caddy, tea set (one teapot, six teacups and one tray) and photo frames are reminiscent of the classic designs favoured by founder Yong Koon.

AVAILABLE AT ROYAL SELANGOR OUTLETS.



Studios Lamp

Standing on an oak base, the Sned Table Lamp from BoConcept is perfect for your study. It comes in either black or terracotta.

AVAILABLE AT BOCONCEPT, LOT112-115, 3RD FLOOR, BANGSAR SHOPPING CENTRE, 285 JALAN MAAROF, 59000 BUKIT BANDARAYA, KUALA LUMPUR, TEL: +603-2011-0178.



Brighter Lives for Refugees

IKEA has a returning campaign to generate funds to provide access to lighting for children and families in refugee camps across Asia, Africa and the Middle East. From 1st February to March 2015, IKEA Foundation will donate Å1 (about RM4.25) to UNHCR for every LED Light bulb purchased by customers in IKEA Damansara.

FOR MORE INFORMATION, VISIT WWW.IKEAFFOUNDATION.ORG



Nippon Paint introduces Trend Beyond Colours 2015/2016

Nippon Paint Malaysia reveals colours that will set the trend in 2015 and 2016 at its Trend Beyond Colours initiative. Nine colours including Persian Blue, Dinosaur Gray, Yellow Jasmine and Olde Rose introduced through three inspirational themes. Just Me represents free spirit and positive outlook, Sacred Love is inspired by nature and Revo- Evolution gives hope, sophistication and commands admiration and respect.



FOR MORE INFORMATION, VISIT WWW.NIPPONPAINT.COM.MY



Retro Lamp

In retro design, Sphere Green lamp from Lampe Berger has indentation spots embossed upon its glass. It is then sandblasted by hand for a frosted effect. The 410 millilitre lamp comes with a silver ball shade and snuffer cap.



FOR MORE INFORMATION, VISIT WWW.LAMPEBERGERPARIS.COM.MY



Efficient Little Carrier

Say hi to little Kobito! This efficient little cup stand made of soft silicon carries a cup upside down. This helps to dry out the cup. Furthermore, its impressive flexibility means it will not break when dropped.



AVAILABLE AT THE JEKYLL & HYDE PROJECT, LOT NO.S19, SECOND FLOOR, BANGSAR SHOPPING CENTRE, 285 JALAN MAAROF, BUKIT BANDARAYA, KUALA LUMPUR.





Precise Shots

Samsung NX1 camera is packed with new technologies. The Auto Focus (AF) System III offers superior imaging speed and quality. High ISO and phase detection AF provides fast and accurate focus even in poor lighting. For video shoots the 4K and Ultra HD (UHD) video with HEVC Codec makes the NX1 the first camera of interchangeable lens.



FOR MORE INFORMATION, VISIT WWW.SAMSUNG.COM.MY



Mega Washer

Toshiba's Magic Drum with dirt-proof coating, washes away detergent residue and oil to keep the S-DD Inverter Washing Machine's drum and clothes clean. The 16kg washing machine(AW-DME1700WM) is equipped with Magic Drum, Mega Power Pulsator and Hydro Twin Power functions. It's Mega Power Wash feature leaves laundry untangled and cleaner with deep detergent penetration. It works silently and saves on electricity usage.



FOR MORE INFORMATION, VISIT WWW.TOSHIBA.COM.MY

Staying Connected

Imagine printing from wherever you are, at home, the office or out. This is made possible thanks to Wi-Fi, Wi-Fi Direct and Epson Connect. The L455 printer which is part of Epson's award-winning L series, allows you to print documents, web pages and photos wirelessly through your mobile devices. It is able to print at the speed up to 33ppm for black and white documents in a high printing resolution of 5760dpi. Besides printing, scanning and copy, a series of applications are available. They include iPrint, Creative Print, Email Print and the remote print driver. Printing costs are also kept to a minimum thanks to its high yield inks.



FOR MORE INFORMATION, VISIT WWW.EPSON.COM.MY



Tippity Tap

Here comes a keyboard for your iPad Air 2! Logitech's type + is an all-in-one case which not only protects but has a Bluetooth keyboard integrated. Your iPad Air 2 can be viewed from two different angles when you type or read. Magnets are used to attach your iPad Air 2 screen directly above the keyboard for easy navigation. The keyboard with well-spaced keys and iOS shortcuts has an automatic on-off feature. It automatically turns on when positioned upright and switches off when laid flat for browsing. On a single charge, the battery lasts for three months.



FOR MORE INFORMATION, VISIT WWW.LOGITECH.COM.MY



Easy Bake

BAKE SCRUMPTIOUS DESSERTS FOR TEA USING PANASONIC'S 32L ECONAVI STEAM COMBINATION OVEN. HERE IS AN EASY TO MAKE CHOCOLATE BROWNIE RECIPE WHICH TAKES ONLY 45 MINUTES TO MAKE.

Chocolate Brownie

Makes 15

All-Purpose Flour	100g
Cocoa Powder	1 tbsp
Salt	¼ tsp
Unsalted Butter	113g and more to grease pan
Instant Espresso Powder	¾ tsp
Baking Chocolate, finely chopped	140g
Caster Sugar	150g
Light Brown Sugar	55g
Large Eggs, room temperature	3
Vanilla Extract	1 tsp
Semisweet Chocolate Chips	115g

1. Preheat the microwave oven by pressing Oven. Set the temperature to 180 degree Celsius and then press Start. Butter the baking dish and line it with baking paper, let it hang over two sides. Butter the baking paper.

2. In a bowl, sift the flour, cocoa powder and salt together and set it aside. Use a large saucepan to combine butter and espresso powder on low heat. Stir until butter melts. Add baking chocolate and stir constantly until the mixture is smooth. Remove it from the heat and stir in both caster and light brown sugar until well combined. Let the mixture cool slightly.

3. Whisk eggs and vanilla into the chocolate mixture until combined and no longer grainy looking. Add the flour mixture to the batter and stir until combined. Stir in chocolate chips.

4. Pour batter into a pan and smooth the top with a greased spatula. Bake it in the preheated microwave oven for 25-30 minutes or insert a toothpick into the centre of the brownie, a few moist crumbs should come out. Let it cool completely before cutting them into pieces and serve it with vanilla ice-cream.



Under Step 2, if the chocolate and sugar mixture separates after cooling, whisk back using a hand mixer until smooth.



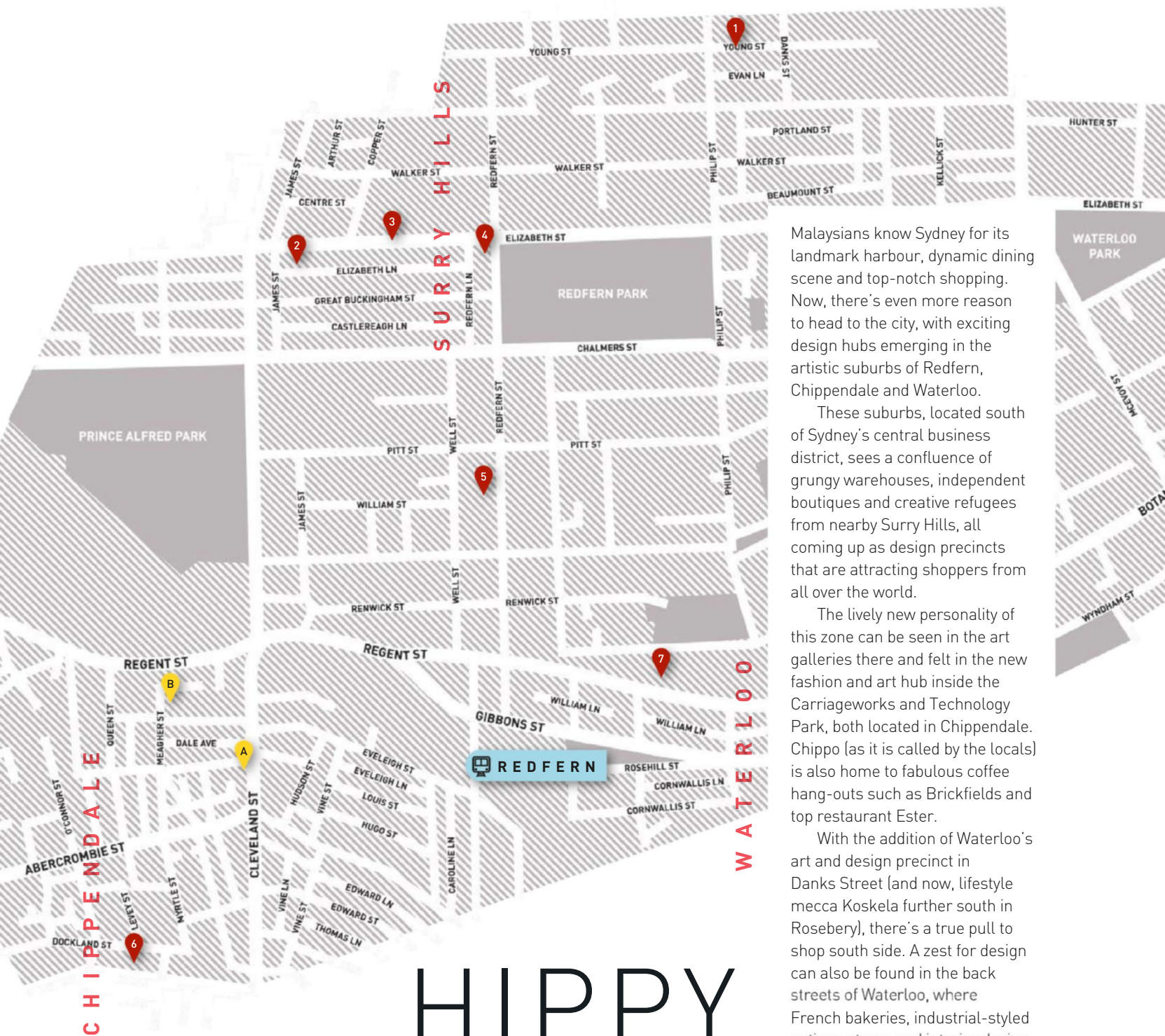
Whip up a variety of dishes with Econavi's Steam Combination Oven. With Steam Plus, Pure Turbo Steam and many other convenient functions, you can steam, roast, grill and bake nutritious and flavourful meals.



NN-CS894B
Econavi Steam
Combination Oven



FOR MORE INFORMATION, VISIT WWW.PANASONIC.COM/MY



HIPPY CHIC

Discover the eclectic haunts that interior stylists love to frequent in cosmopolitan Sydney, Australia.

Malaysians know Sydney for its landmark harbour, dynamic dining scene and top-notch shopping. Now, there's even more reason to head to the city, with exciting design hubs emerging in the artistic suburbs of Redfern, Chippendale and Waterloo.

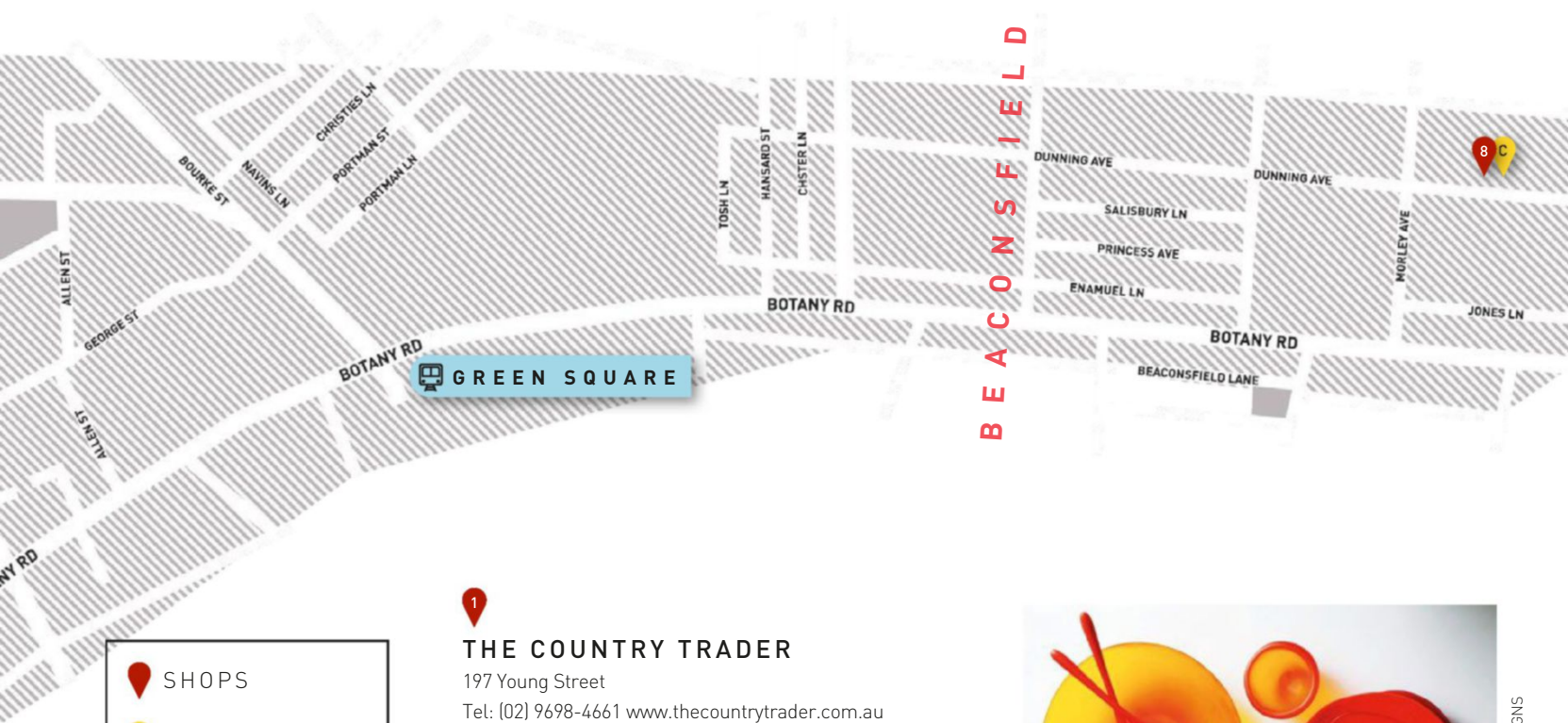
These suburbs, located south of Sydney's central business district, sees a confluence of grungy warehouses, independent boutiques and creative refugees from nearby Surry Hills, all coming up as design precincts that are attracting shoppers from all over the world.

The lively new personality of this zone can be seen in the art galleries there and felt in the new fashion and art hub inside the Carriageworks and Technology Park, both located in Chippendale. Chipco (as it is called by the locals) is also home to fabulous coffee hang-outs such as Brickfields and top restaurant Ester.

With the addition of Waterloo's art and design precinct in Danks Street (and now, lifestyle mecca Koskela further south in Rosebery), there's a true pull to shop south side. A zest for design can also be found in the back streets of Waterloo, where French bakeries, industrial-styled antique stores and interior design studios flourish.

Dingy Redfern is also rapidly becoming what Surry Hills once was, with hipster hang-outs, pop-up stores and reputable establishments all fighting for real estate. New bars such as Arcadia Liquors in Redfern now make the area an appealing draw for locals.

We've put together a quick guide to the best of these areas.



SHOPS

CAFES

TRAIN STATION

1

THE COUNTRY TRADER
 197 Young Street
 Tel: (02) 9698-4661 www.thecountrytrader.com.au

This store is a dim and expansive showroom where you'll forget you're in Sydney. Browsing here feels a bit like you're thrusting through the alleys of the Porte de Clingancourt antique markets in Paris, as Trader is filled to the brim with British, French and Italian antique furniture. You can also pick up old textiles, lighting, found objects, prints and exotic homeware.



photo EXTINCT BY DINOSAUR DESIGNS

2

**EXTINCT BY
DINOSAUR DESIGNS**
 585 Elizabeth Street
 Tel: (02) 8399-1431
www.dinosaurdesigns.com.au

From its humble beginnings as a resin studio in Paddington, Dinosaur Designs has grown to become a major force in Australian contemporary art. Extinct is the brand's outlet and sample store, where you'll find not only artwork, sculpture and homeware, but also divine wearable sculpture. Gunning for a "more is more" look, Dinosaur Designs begs you to layer ivory beads and native crosses over plain black dresses or scatter a summer table with its colourful platters, fruit bowls and jugs. ➤



photo THE COUNTRY TRADER



photo TAIT OUTDOOR

4

JASON MOWEN

34 Redfern Street

Tel: (02) 8084-3564

www.jasonmowen.com

Jason Mowen is an interior designer with sophisticated tastes. His consulting rooms double as a store, which opens by appointment only.

Celebrated for his urban mix of classic and tribal elements, texture and proportion are true weapons in his hands, and he has made eclectic rooms of personality his speciality.

The studio also retails John Mills stoneware vases, terracotta jars and Native American wood sculptures, as well as carpets, textiles, artwork and found objects.

3

TAIT OUTDOOR

611 Elizabeth Street

Tel: (02) 9310-1333 www.madebytait.com.au

Hailing from Melbourne, Tait is a one-stop shop for furniture and accessories designed for the great outdoors. Catering brilliantly to both large pool terraces and piddly little balconies, the Tait showroom is spacious, creative and inviting.

Everything is designed with sustainability in mind, and the practical aspect of its collection means it's built to weather the harsh Australian climate. Here, you will find outdoor accessories and homeware such as planter screens for making your first green wall.

They also stock a colourful selection of pots, placemats, patio cushions and large sun umbrellas.



photo JASON MOWEN

5

SEASONAL CONCEPTS

122 Redfern Street

Tel: (02) 8399-2435

www.seasonalconcepts.com.au

Combining a florist, event space and vintage homeware store into one was a stroke of genius by Seasonal Concepts. The shop specialises in Australian industrial antiques, taxidermy, vintage ceramics and flowers. It's a treasure trove of unusual furniture, such as old World War I warplane propellers, beautiful teak coffee tables, and unusual trays, jugs and ornaments. A favourite with local interior stylists and designers. ➤

photo SEASONAL CONCEPTS





photo CULT.DESIGN

CULT.DESIGN

21-23 Levey Street
(off Buckland Street)
Tel: 1300-768-626
www.cultdesign.com.au

You cannot go past Cult if you're looking for the finest furniture in Australia. Together with its slick "store in store" concept, it has professional staff who

understand furniture, and who are able to talk you through anything from Mid-Century masterpieces to the latest range of furniture by Australian designer Adam Goodrem. Stop by to purchase pieces by Sebastian Wrong for Hay, Marc Newson, Arne Jacobsen, Capellini, Hans J Wegner, Le Corbusier and more.



photo KOSKELA

KOSKELA

1/85 Dunning Avenue
Tel: (02) 9280-0999
www.koskela.com.au

In this former industrial shell, designers Russell Koskela and Sasha Titchkosky have curated an excellent range of modern furniture and lighting in elegant room settings. It's all designed by them and made in Australia from recycled timber.

Complementing the furniture and art collection is everything for the home environment, from bed linen and tea towels to cleaning products and coffee-table books. Wander around, take a coffee in the edible garden or drop off your children for a skateboard painting workshop. ●

7

CHEE SOON & FITZGERALD

173 Regent Street
Tel: (02) 8399-1305
www.cheesoonfitzgerald.com

This store is a Sydney institution. Known for selling 10,000m of Marimekko fabric in eight years, it retails a unique mix of colourful textiles from Africa and Asia, tribal-inspired antiquities, Nordic design accessories and high-end ceramics. It is the perfect place to shop for unusual one-off pieces such as vintage Kenyan fabric or a beautiful headdress from Zambia. The colour and pattern creates a look that is eclectic and modern, with helpful and knowledgeable sales staff who have a contagious enthusiasm for everything they sell.



photo CHEE SOON & FITZGERALD

FEEDING GROUNDS

Feeling peckish after all that shopping? Head into one of these fine establishments.

A

Brickfields Cafe and Bakery

206 Cleveland Street
Tel: (02) 9698-7880
www.fb.com/BrickfieldsBakery

Brickfields Bakery and Cafe has opened its doors on a quiet, once un-cherished strip of Cleveland Street. It is now the go-to place for freshly baked bread, sweets and Mecca coffee. Set up by coffee roaster Paul Geshos and baker Simon Cancio, locals swear by it for a quick fix at all times of the day.

B

Ester

46-52 Meagher Street
Tel: (02) 8068-8279
www.ester-restaurant.com.au

Sporting simple interiors, Ester puts all the focus on its food. Try Greek, Japanese or French-influenced dishes served in a relaxed setting. After a Sunday morning of shopping in the design precincts, plan a long, lazy lunch here to complete a perfect day. Relish its house-baked bread with rabbit and walnut terrine, and its Pippis in Nori Butter. Don't forget to book!

C

Kitchen by Mike

1/85 Dunning Avenue
Tel: (02) 9045-0910
www.kitchenbymike.com.au

This is a simple, open-plan canteen with honest cooking using sustainable ingredients. The highly trained team sets a daily menu based on what they find at markets, and the common thread among their offerings is seasonality, simplicity and freshness. It's also a great place to park a partner while you wander around Koskela, as the two establishments share a warehouse and kitchen garden.

DESIGN TRENDS OF 2015

It's going to be an exciting year, with some fresh design trends emerging. From a mash-up of old and new styles to fresh takes on materials, here's what to keep your eyes peeled for.



photo OM

I BACK TO BASICS

"I see a comeback of Brutalism (an architectural movement characterised by the use of raw, unfinished concrete). Its earthy, edgy qualities will be used as a source of inspiration, or base structure in interior design."

– William Chan, founder and chief designer at Spacedge Designs

2 POCKETS OF STORAGE

More furniture designs are incorporating ingenious small storage compartments – useful for stowing away loose items that often clutter a space.

3

MARBLE, MIMICKED

Marble may be timeless and elegant, but quartz surfaces, such as Caesarstone's 5131 Calacatta Nuvo, will become an increasingly popular option. It mimics the look of the natural stone, yet is more durable and easier to maintain. Aside from kitchen countertops, quartz can be found in furniture pieces, too, such as Caesarstone's Arctic Benches, done in collaboration with Cellini.



photo CAESARSTONE

4

EXPERIENCE LIGHT

Lighting designs are becoming an integral part of any spatial experience. Imagine lights made to cast atmospheric shadows in a room, helping to establish a dramatically different ambience. The 3-D-printed Lacelamp by Paris-based artist-designers Linlin and Pierre-Yves Jacques, for example, throws an intricate pattern onto the walls when lit.



photo LINLIN AND PIERRE-YVES JACQUES

5

EARTHY TONES

"For 2015, we see a move towards warmer and mellower colours such as oranges, yellows and browns, as reflected in Akzo Nobel's 2015 Colour of the Year, copper orange. Other colour trends include incorporating the essence of nature with rich earth tones, such as ochre and baked clay, and celebrating masculinity and femininity by pairing contrasting hues such as powder pink with slate grey."

– Jeremy Rowe, managing director of Akzo Nobel Decorative Paints, South-east and South Asia




photo AKZO NOBEL

6

BE BOLD, BE BRIGHT

"Strong colours will make a big comeback – I'm talking '80s primary colours from Cyndi Lauper's *Girls Just Wanna Have Fun* era! I think that the look of the 1980s Memphis movement (brightly coloured, geometric designs) will be revived as well."

– Nathan Yong, co-founder of Grafunkt



photo DANISH DESIGN

7

TAKE A STAND

The harmful effects of our sedentary lifestyles are now seen as an epidemic, catapulting the need for flexible work desks to new heights. We predict that height-adjustable tables will be more commonplace in the study rooms and home offices of health-conscious dwellers.



photo LIFESTOREY

9

OUTSIDE IN

Outdoor furniture designs are not only becoming more sophisticated, they're also beginning to look as good as their indoors-only counterparts. Hardy, waterproof and, now, more stylish than ever, we're expecting homeowners to start bringing outdoor furniture in, too.

8

BATHROOMS GET MORE PERSONAL

Let's take things a bit further and envision how bathrooms would look like in 2034. Through detailed studies of global trends and social developments, sanitary fittings manufacturer Grohe and ceramics maker Villeroy & Boch have arrived at some pretty exciting conclusions. They foresee that bathrooms will tailor to multigenerational households, resulting in personalised settings for everything, from the height of the washbasin to the room temperature. Individual fittings will also progress into multipurpose designs, such as a shower cabin that works as a full-body drier – eliminating the need for towels!

10

STAY SLIM

As a solution to today's ever-shrinking apartments, furniture designs have gotten slimmer, sleeker and more compact over the years. Measuring just around 25cm in depth, slender console tables from CB2 and Crate and Barrel are ideal for narrow entryways and tight areas where a chunky credenza just won't fit.

photo LIFESTOREY



11

ALL SORTED

Desk organisers are becoming more innovative and quirky, evolving from straightforward, single-function objects to eye-catching designs that transform desks into miniature landscapes.

12

TAILORED TO A TEE

"As homeowners want to reflect their personal style, there's a growing trend of customising furniture pieces to suit the style of their home, rather than buying pieces off the shelf."

– Kelvin Teo, founder of Space Sense

photo CB2



13

DOUBLE DUTY

In our never-ending search for sleeker and smarter small space solutions, owners of compact apartments will seek out multifunctional, value-added furniture. You'll see more flexible usage pieces, such as Covo's Illusion coffee table-cum-tray from Lifestorey, popping up.

photo LIFESTOREY





14

GOOD WOOD

Local interior designers have noticed a decline in the use of parquet flooring, with many homeowners opting for more innovative alternatives, such as vinyl. Compared to hardwood floors, vinyl flooring is more affordable, durable and easy to maintain, making it an increasingly popular (and practical) choice.

15



photo MONDAYS OFF

SAY IT WITH ART

The proliferation of affordable art and art fairs has peaked the interest of homeowners, who are now paying attention to the significance of having art in the home. For those who are still hesitant about splurging on artworks, decorative posters and prints are proving to be attractive options when it comes to styling walls.

16



photo WARWICK

RETROLICIOUS

The wave of nostalgia currently permeating Singapore's cafes and homes is showing no signs of abating. Colours and motifs inspired by the '50s and '60s era will remain popular in homes here. This can be playfully expressed through soft furnishings, such as Warwick's retro-chic collection that's available at Harvey Norman.



17

photo E&A INTERIORS

BREATHING LIFE INTO WALLS

"I'm seeing a trend towards paint effects and how we can apply paint to add warmth and depth to a space – not by going back to the '80s style of rag rolling walls, but with chic plaster and textures. As for interior textiles and wallcoverings, strong botanical prints, modern tribal, abstract and cubist designs will be key looks."

– Chloe Elkerton, co-founder of E&A Interiors




photo ORIGINALS

18

BLACK ACCENTS

Black remains a popular choice as an accent colour. This classic, sophisticated shade is now showing up in Nordic-style interiors, as it plays up softer tones, such as pastels, gorgeously.



photography EDWARD HENDRICKS / C&A design PROZFILE

REFINED INDUSTRIAL

The industrial style will continue to permeate much of 2015, but it'll be less rugged and more refined. We'll see more warmth injected into this look with the help of organic materials, such as wood, and warm-coloured metal accents of copper and brass for a touch of class.



photo JOURNEY EAST

20

TRASH TO TREASURE

In line with today's movement towards ethical consumerism, eco-friendly designs that showcase the rugged beauty of upcycled elements, such as boat wood, have been spotted in the homes of those who think green.

21

MAKE IT YOURS

"The market is awash with terms like Scandi, industrial, contemporary and retro. And as homeowners and interior designers try to break free from mimicking these styles wholesale, we'll start to see more characterisation and ownership of the dwelling place. Individualism, in terms of people's habits or lifestyles, will then gradually be displayed in their home interiors."

– Bu Shukun, design director at Architology

22




photo MAKE YOUR OWN

HANDMADE WITH LOVE

The rise of DIY carpentry workshops, such as those run by One Maker Group and Make Your Own, will result in more handmade elements around the home. Design aficionados and craft lovers (as well as hipsters) have already started riding the emerging "garage culture" here, preferring to get their hands dirty to create simple furniture and lighting designs, rather than buy them off the shelf.

23

THINK GREEN

"People are leaning towards an eco-conscious mindset. So, there will be more blending of the outdoors with the indoors, such as the use of air plants and vertical garden walls in the living room or balcony."

– Vincent Ang, design director at Black N White House



photo BLACK N WHITE HOUSE

25

PINT-SIZED GOODNESS

With young parents getting more design-savvy, the bedrooms of their little ones are now just as stylish as theirs. Gone are the days where they were simply a cacophony of primary colours. These rooms keep in line with the home's decor style, while maintaining a playful flair.



photo LAMITAK

24

TWEED IT

Laminates are turning to textiles for inspiration this season, resulting in varieties such as Lamitak's Pashley range, which was inspired by British tweed.



photography VERONICA TAY design PROJECT FILE

26



photo DAVID TAYLOR

UNLIKELY COUPLINGS

Contrasting material pairings, such as copper and cement, as well as leather and marble, have been popping up on the design radar for some time, and this enduring trend will continue to include more fascinating materials into its mix. Stockholm-based designer David Taylor's Slag candlesticks, for example, incorporate slag, which is a dazzling blue waste compound created during the production of metal. These coarse chunks are then juxtaposed with polished brass and brushed aluminium elements to form a sculptural accessory that is both rugged yet elegant.



photography ALAN LEE / K STUDIO design MUSEUM

STYLE MASH-UP

Local homeowners are becoming more experimental, and taking a more eclectic approach towards interiors. Interesting aesthetic combinations are starting to emerge – think industrial furniture, marble surfaces and rustic elements, all under one roof.



photo ELECTROLUX

LIVING WITH GOOD DESIGN

No longer just bulky items that need to be concealed, home appliances such as refrigerators are now taking centre stage, thanks to their increasingly stylish appearances. Electrolux's sleek and minimal Ouyi side-by-side refrigerator, for example, was recently awarded the Singapore Good Design Mark, signalling the importance of design in everyday appliances.



photo MONG DESIGN STUDIO

START WITH NEUTRAL

"Clients are moving away from the usual decor styles. For 2015, a clean-cut, natural colour palette will be used more often as a base, then layered with a fusion of elements from various aesthetics."

– Maena Ong, owner of Mong Design Studio



photo ORIGINALS

29

WORLDLY CURIOS

As holiday makers travel to more unexpected destinations each year, you can be sure that homes will be filled with knick-knacks and accessories that are evocative of exotic cultures.

IT'S TIME TO RETHINK THESE LOOKS...

Here are some ubiquitous decor features in need of a facelift.

Brick walls

Be it raw, cement, or painted over in white, designers and homeowners are running out of fresh ideas to pull off the pervasive brick wall. So, let's just allow this trend to fade away gracefully before uncomely variations of it start to surface for the sake of being different.

Exposed bulbs

If there's one thing that we can safely label as over-exposed (pardon the pun!), it's the excessive use of bare light bulbs and draping cables. This utilitarian lighting feature still works in small doses, but the key word is "restraint".

TV feature walls

We've seen our fair share of inventive built-in feature walls that are integrated with the entertainment set. But if you don't want to be stuck with a static design for the next five years, consider more flexible choices to dress up the living room. Try playing with paint patterns or a stand-alone console, instead.

SPRING FLING

This New Year, fall in love
with fresh flowers in a whole
new way.

A SPRITZ OF GLITZ

GIVE RECYCLED BOTTLES
A GLAMOROUS TOUCH WITH
A SPRAY OF GOLD PAINT.



ETHEREAL BEAUTY

LET FRESH WHITE ORCHIDS
BLOOM IN WATER, BRINGING
LIGHTNESS AND TRANQUILLITY TO
ANY ROOM.

TIP

“Flowers with stiff stalks or waxy petals will last longer. Always bleach your bottles to disinfect them, and change the water in the vase every two days.”
– Hollie Hodges, floral designer at Flower Bar, Chillax Market.

- 1 Dechirer Decor Bianco tiles, price unavailable, from Rice.
- 2 Flower vases, from Flower Bar.
- 3 Glass cloche, from Egg3.

Other items, stylist's own. ➤

TOWER OF POSIES

TWIRL VINES AND FLOWER STEMS
AROUND A VERTICAL STRUCTURE TO
CREATE A MINI TOWER OF NATURE.

TIP

"Start with
ivy as your
base and use
chicken wire
to thread little
water tubes
throughout the
vines. These
tubes hold up
the blossoms
and help keep
them fresh."
— Hollie
Hodges.

4 Birdy tower
planter,
from Egg3.
5 Silver vase,
from Egg3.

Other items,
stylist's own. ▶



THERE'S
ALWAYS
SOMETHING
GOOD COMING.
REMEMBER
THAT.

THE GOODVIBE CO.



AERIAL BLOSSOMS

ARRANGE A COLOURFUL BOUQUET IN
FLORAL FOAM AND HANG IT IN A SHADOW BOX
FRAME FOR AN ARTFUL DISPLAY. ●

TIME TO DECORATE

A kitchen is the food hub of any home. There are many ways to ensure it is warm, well-equipped and tastefully decorated to provide a conducive environment for any discerning chef.





How to bring warmth into your kitchen?

Here's how to make your kitchen look homey while putting your decorative skills into practice.

AMBIENCE

I Perk up the modern and contemporary look of black and cold stainless steel elements with warm colours such as green yellow or beige. You could settle on a neutral coloured Intenz wallpaper from BN Wallcoverings, available from Goodrich Global.



2 Include glass, ceramic or wooden materials in the kitchen. The transparency of glass gives the illusion of spaciousness, while ceramics exude a homey feel. They may enhance the cosy, warm and inviting ambience of the kitchen.

An all-white lighting gives the kitchen a rather clinical look. Choose soft tones tinged with orange or yellow.

3




4

Fill unoccupied spaces such as above the fridge and cabinets with functional decorative items. It can be as simple as a white bowl. Align your pots and pans on an empty wall.

Is it time to relax? H&M's carpet looks like a doiley.

5



TIP

Use a rug instead of a carpet at the sink area. ➤

DECORATIVE

Utensils need not be kept in cupboards and drawers. You can hang them outvin the open using pegboards. Place your cutleries in the dish rack drainer or a holder instead of drawers or trays at the sink. Use Joseph Joseph's Connect. It is an adjustable three piece dishrack.

6



photo JOSEPH JOSEPH



photo CAESARSTONE



7 For a fun atmosphere, let the kitchen be a communal activity area. Invite kids to help with the food prep – making pasta or baked goods is a great way to get the whole family involved.

A warm and inviting kitchen boasts of freshly baked goodies in a simple glass cake stand (no plastic or coloured ones) or a basket lined with linen. If you have a kitchen table, welcome your guests with an old-fashioned pitcher or a bowl of fruits. You may shape it in anyway you like, Nousaku's Kago Square available from The Jekyll & Hyde Project is made from flexible material. It is not only anti-bacterial but has high heat conductivity. ▶

8



ULTIMATE KITCHEN

Be the boss of your own kitchen. Here are a few tips on how you can be a masterchef with the right utensils and appliances.



photo THREE-D CONCEPTWERKE

I Every chef has his own set of knives and a chopping board. Joseph Joseph's slice and sharpen chopping board comes with a ceramic sharpener with non-slip rubber edge that secures the board into place when a knife is being sharpened.

photo JOSEPH JOSEPH



photo THE JEKYLL & HYDE PROJECT



2

Avoid using containers for your sink remnants. Instead, use the Kitchen Garbage Drainer available from The Jekyll & Hyde Project. It occupies a small space in your sink and it works efficiently. When folded it drains water from the remnants so that you don't get your garbage wet.

3

Get rid of unsightly dustbins and the smell that comes from them with Brabantia's XXL Push Bin. It also saves you from making multiple trips to the garbage bin.



photo BOCONCEPT

4

Every kitchen needs a clock, whether it's to watch the minutes on that soft boiled egg, or for when you need to check the roast. This Refine wall clock is from BoConcept.

5

Set the table with flair, and show off your cutlery arrangement skills.

6

Here is a FORHOJA kitchen trolley from Ikea. Its two front wheels make it easy to bring dishes to the dining area or push pots of herbs to the sunlight. It is also large enough to use as a table to pack lunches. ▶



photo BRABANTIA



photo IKEA

SENSIBLE DECORATIONS FOR SMALLER KITCHENS

Smaller kitchens have many advantages despite their size. All you need is a handful of tips to raise them up a notch.



The walls may be white, but you could always accessorise using unique shaped containers and salt-and-pepper shakers in an assortment of colours. Cut down the number of plates displayed in your kitchen when downsizing, but keep the curvaceous ones as they make a greater impact on smaller spaces. Fewer accessories mean a clutter-free kitchen.

I

2

Who says heavier appliances need to be kept away for smaller kitchens? Create a proportionate look by purchasing ones that are smaller and place at the corner of an empty kitchen counter. This applies to cake mixers or microwave ovens as well.

Go for units with a slimmer framework or cabinets with glass doors to make the kitchen look spacious.

3

4

Using plug-in extensions in a small kitchen may make it look like a construction site. Conceal your power outlets and save space without utterly destroying the style you want.

Choose only the appliances you need and avoid duplication. For example, you don't need to have a toaster if you already have a toaster oven.

5

6

Save space by using built-in shelves around the counter, which are ideal to store cook books. ●



photo IKEA

Create a proportionate look by purchasing ones that are smaller and place at the corner of an empty kitchen counter.

THE BIG KITCHEN CLEAN UP

If the kitchen is indeed the heart of the home, then it is undoubtedly the most hardworking organ of the entire household. In the following pages, we show you how to do a major clean up to maintain the health of the kitchen. Tip: you'll need to summon your inner Monica for this.



DE-CLUTTERING THE KITCHEN

1 Check expiry date of canned foods, dried herbs and spices, sauces and other condiments in your pantry. Dispose those that have already expired. Coffee and tea may still be consumable even after they've past their "best before" date; but do not keep them for more than a month.

2 Cheese grater in three different sizes – do you really need them all? Just because you have sufficient storage space, it doesn't mean you should keep numerous versions of the same device. Non-stick pans in small, medium and big? We say keep only the big one.

3 Stop hanging on to jars without lids, food processors without blades and mixers without their attachments. Buy spare parts or off they go into the bin.

4 Admit it: you bought that fancy juicer during your juicing phase three years ago and now it sits merely sits in the dark abyss that is your cabinet. If an appliance has been hanging around for months without being used, donate them to friends and family members who want it.

5 But what to keep? High-quality pots and pans, handed down glassware and china with sentimental value and tools and equipment frequently used. ▶



LEFT
Besoka tray,
from Ikea.



BOTTOM
Sutare baking pan,
from Ikea.



photo FERUNI

CLEANING THE FRIDGE

6

Switch off the refrigerator and remove all contents into a cooler box. Bring shelves and drawers to room temperature before you wash them.

We do not recommend cleaning your fridge with detergent as it can leave behind a scent that food will absorb. Instead, create your own cleaning solution by mixing two tablespoons of baking soda and one litre of warm water. Wipe down the interior with this solution and rinse with a damp cloth.

7

photo HAFELE



photo TOSHIBA

8

Refrain from washing the shelves and drawers in the dishwasher. Scrub them with the baking soda solution.

Wipe doors and top of refrigerator with a cloth dampened with mild dishwashing liquid and water.

9

10

Once the interior has completely dried, insert shelves and drawers. Before putting the contents back into the fridge, wipe the exterior of jam jars and salad dressing bottles.



Place used coffee grounds on a small plate; they help eliminate unpleasant odours.

II

Rice, oats, barley and other grains will remain fresh in airtight containers for up to six months. They do not need to be refrigerated.

I3

KEEPING STORED FOOD FRESH

I2

Spices will last up to a year if kept in airtight jars.



Korken jar with lid, from Ikea.

I4

Keep all-purpose flour at room temperature in an airtight container. It'll last up to three months. ➤

15

Whole-grain flours, however, can turn rancid due to the presence of oil. Keep them in the fridge and use within six months from the day you cut their bags open.

Nuts and seeds like almonds, walnuts, cashews and sesame seeds should be kept in the fridge. They stay fresh for up to two months.

16



17

Once opened, use oils within two months if stored in room temperature.

Meats and vegetables, uncooked or cooked, can be frozen. Use them within two months.

18

THE BEST EVER ORGANISING TIPS

19 Arrange your kitchenware by frequency of use. Store frequently used items in lower shelves and special-occasion pieces higher.

Group objects by purpose. For example, bakeware such as moulds and the rolling pin in the same compartment.

20



21 How do you store cups and their saucers? Simply place cups over saucers and stack them up.

Use a cake stand to hold oils, salt and pepper. Other rarely used herbs and spices can be arranged around the base of the pedestal.

22

Make use of vertical space. Instead of keeping our pots and pans in the cabinet, hang them off the wall. All you need is a handrail and S hooks. ➤

23



ABOVE
Cake stand, from Bits & Pieces.



24 Magnetic strips are perfect for keeping knives out of children's reach. They also free up your work top.

26 Retrieving a jar of curry powder from the back of a crowded cabinet can be awkward. To solve this, gather small jars on a baking tray. Slid it in and out your cabinet for easy access. Besides, it helps catch drips, too.

Keep cutting boards organised by keeping them in a magazine rack.



LEFT
Dokument
magazine holder,
from Ikea.

25

Roll baking sheets and store them into cardboard tubes. Where to find a cardboard tube you ask? It reveals itself to you when you finish a roll of cling film. keeping them in a magazine rack.

27

28 Tape grocery list, recipes and other reminders on cabinet doors or attach them to the side of your fridge via magnets. ▶



photo SPACE





photo KIMGRESS



photo HAFELE

29

When storing cocktail napkins, layer them according to size, with the largest on the bottom and the smallest on top. This way, you can see them all at a glance.

Tame the riot of pot lids with a dish drainer rack.

30

31

Keep cutlery neatly separated with drawer organisers.

Install hooks on the inside of your cabinet. You can hang oven mittens and tea towels.

32

33

Bamboo steamers are great for storing onions and garlic which require ventilation. ●

HOME WORK

Eight steps to creating the ideal home office.

1

WHERE TO SET UP A HOME OFFICE

Is your home office a space for running a business and meet clients or simply a corner for paying bills and organising your holiday schedule? If you're likely to spend long hours in your home office, we recommend setting it up in a proper room instead of a corner in your living room. A home office should also be set up in a space with less traffic.

2

DECORATE BUT PRACTISE RESTRAINT

The home office, while designed to get work done, needn't look spartan and sterile. It is, after all, part of your home. Paint the walls in the colours you love and decorate the space with colourful pillows. Go easy on the colours, though. Bright colours may stimulate your brain more than muted colours do, too much of them create distraction. ▶



photography SOO PHYE



ABOVE
Litho desk, from
Ligne Roset.

A home office should be set up in a space with less traffic to minimise distraction.



Design Tip

Keep documents in open shelves for easy access. They are also a good spot to flaunt your personality. Decorate them with framed photos and mementos from your travels.



4

BUT YOU'LL STILL NEED THE LAMPS

Even with sufficient natural light, you'll still need additional lighting for darker hours or on overcast days. A small task lamp helps cut down eye strain and headaches.



3

LET THERE BE LIGHT

Refrain from turning your home office into a lifeless corporate cubicle by placing your desk close to the windows. Use lightweight, sheer curtains to minimise glare. They also give your home office a cosy touch.

CLOCKWISE
FROM TOP LEFT
B&B Italia Eileen desk,
from Space.

Campanule table lamp,
from Ligne Roset.

Foscarini Binic table
lamp, from Lightcraft.

Spring table lamp,
from BoConcept.



**Design
Tip**

Embrace natural light by placing the desk near the window. The walls of this home office are lined with glass panels that serve as a to-do list board.



photography S00 PHYE



**ERGONOMICS ARE
CRUCIAL**

Position your computer screen so its top is at eye level so you don't sprain your neck. When using the keyboard or the mouse, your forearm should be parallel to the floor. Adjust your chair so your feet rest firmly on the floor. Check out the side box on the following pages to find out what are the things you should look out for when buying an office chair. ➤



TOP
Knoll Generation chair,
from Vanguard.

BOTTOM
Cupertino desk, from
BoConcept.



6

HAVE AMPLE STORAGE SPACE

A desk is for working, not storing. To store your documents and keep them within easy access, we recommend using open shelves. Floating, overhead shelves are also useful. Some desks and storage units come with lockable drawers and compartments, perfect for keeping private documents. Wooden, paper or metal storage boxes hide clutter and give your shelves visual interest.



A desk is for working, not storing. To store your documents and keep them within easy access, we recommend using open shelves.

7

TAMING OF THE CORDS

It's easy to get tangled in the web formed by the cords behind your desk. Organise them by encasing them in plastic or fabric cord tubings. You might also want to make sure your desk is set up near power outlets.



CLOCKWISE
FROM TOP LEFT
Maxalto Eracle
bookcase, from Space.

Oka bookcase, from
Ligne Roset.

Flos Kelvin LED table
lamp, from Space.



photography MYTH STUDIO

Design Tip

A home office needn't be mundane. This home office, inspired by a ship cabin, packs a big design punch. The homeowner kept the colour palette muted and let the patterns speak for themselves.

8

PERSONALISE YOUR WORK SPACE

Framed photos, paintings, mementos and other decorative items not only make your space livelier, they are a great inspiration booster. Potted plants also give your home office an energetic twist.

RIGHT
Ferrara chair, from
BoConcept.

HOT SEAT

Things to consider when shopping for an office chair

1. Having your feet land on a firm surface when seated is crucial to obtaining proper posture. Your thighs and forearms should be horizontal. That said, the chair should have an adjustable height mechanism that allows you to fine-tune the height of the chair to suit your body.
2. A chair with a reclining backrest allows you to recline slightly for better comfort. Studies have shown that sitting at a reclined 135 degrees puts the least strain on your back.
3. Armrests are important too. They keep your arms bent at 90 degrees when you work, a position that reduces strain.
4. The chair should provide sufficient depth. We recommend leaving two and four inches between the seat of the chair and the back of your knees.
5. Sitting for long hours without proper lumbar support can lead to lower back pain. Look for chairs that come with an adjustable lumbar support cushion.
6. Most office chairs are equipped with castors. Select one with a smooth mechanism. Some chairs also come with castors that can be fixed at a stationary position. ●



ONE COUNTRY, A DIVERSITY OF TALENT

Hailing from various parts of Spain, each of these designers design with different beliefs.



ORIO L LLAHONA

CREATIVE LIGHTING OF A SPACE SHOULD CAPTIVATE THE EMOTIONS OF THE BEHOLDER.

"Lighting without a space is nothing!" this designer says. He once aspired to be an astronaut, a fireman and Michael Jordan or Maradona. Setting aside his lofty dreams, Oriol instead specialises in lighting and interior designing.

He recalls being captivated by light but had never thought of going into the design profession. When Oriol was 17 years old, he discovered a degree course in design by chance. As soon as he realised he could define the shape and colour of common objects, that was it and went on to fulfil his dreams in the creative field. The designer keeps his designs simple and stylish. His ideas are formed from shapes, thoughts and materials before the development of a product.

"I want my design to provide emotions to all our lives," Oriol says. He experiments with lights and showcases his latest designs in his studio-showroom in Barcelona, Spain, a place where creativity is a tradition. "Imagine inputs and comments from artists like Velazquez, Picasso, Dali and



Gaudi when you walk around in this wonderful weather," he says.

Speaking of creativity, Madame, a new collection of lamps for Alma light, has a floor lamp version which is designed to lean against a wall. For this, the designer drew inspiration from people who earn their living in the red district in Barcelona and Rue Saint-Denis in Paris.

He sees the beauty in creation, "I get to see my sketches and ideas come to reality when I receive the first prototype. Oriol, who has been in his design office in China for three years, says he treasures the opportunity to meet people from all walks of life, and loves to visit countries in Asia including Malaysia.



For more information, visit www.llahona.com



TOP
The Suit lamp reminds us of jacket lapels.

LEFT
The Madame light was inspired by people who earn their living in the red district areas.



ALEX SELMA AND CLARA DEL PORTILLO

THESE DESIGNERS BELIEF IN DESIGNING BEAUTIFUL AND FUNCTIONAL PRODUCTS

Hailing from Valencia, Alex Selma and Clara del Portillo set up the multidisciplinary Yonoh Estudio Creativo studio in 2006, offering products, interior and graphic design. "We do websites and branding," says Alex. "Our designs are simple and easy. A lot of our attention goes to the smaller details."

Their ARC chair is a great example. Supported by a coloured steel frame, it emphasises the simplicity of the chair's shape made from plywood. Generally speaking, their clean-cut design pulls off a minimalist look.

"A good product design must be functional and beautiful at the same time," Alex and Clara emphasised. The designers seek inspiration from their travels, surrounding environment and everyday things. It may be the hardest part of a design process, but churning out ideas is their favourite part of designing. "Everything comes naturally after ideas!" Alex says.

In case you're wondering, Yonoh has no meaning to it. "It is an ambigram that works well with the multiple personalities of the studio and our characters. We wanted something international, something that works well on the internet," Alex explains.

Both industrial design engineers received their education

in different universities. "I studied at the Cardenal Herrera CEU university in Valencia and Alex at the Jaume I university in Castellon," Clara says. They met in 2004 at a young designer's exhibition called Salón Nude, which took place in the Valencia Furniture Fair. "It is really difficult to convince someone to work with you when no one knows you and you have no work to show for it. But it gets easier after this step."

Work at Yonoh continues as Alex and Clara are currently working on various projects involving the design of wine labels, the interior of a hostel, a beer tap and a few pieces of furniture. ➤



For more information, visit www.yonoh.es



ABOVE
Lily Lamp for lighting company, Fambuena.

BELOW
Nenufar Parasol is made of a lacquered aluminium frame and a cloth shade.





FRANCESC CROUS AND ALESSANDRO CALOGERO

THEIR DESIGNS CREATE A BOND BETWEEN OBJECTS AND PEOPLE.

Both designers received their education from design schools. Francesc graduated in Product Design from the Eina design school in Barcelona (2004) and went on to further his studies at Politecnico di Milano where Alessandro graduated in 2001 with full honours in Industrial Design.

Francesc and Alessandro worked in Roca Innovation Lab for three years. With enough hands-on experience to create on their own, they established the Barcelona-based consultancy.

At CrousCalogero, products are made and designed to recall memories and sensations. While playful colours dominate a few pieces of their products and furniture such as their Strike stool, the Balloon Lamp is inspired by a childhood object everyone could relate to.

"We want to create a link between objects and people. If we bring memories through materials, shape and texture, then the product will become seamlessly part of the life of a user," says Francesc. They believe

a good design is when a product functions what it is designed for and is discreetly integrated into a person's life. "Our goal is not to be different from the others. We want to design good and honest products," he says.

Currently working on new pieces of furniture, light design and kitchen accessories, the designers want to change the conservative perspective of bathrooms as it has not changed much in the last century.



For more information, visit
www.crouscalogero.com



TOP
A Balloon Lamp with a
string that functions as
a switch.

RIGHT
Strike Stools

BOTTOM
Two litre plastic
watering cans, Oh
La La.





SUSANA SANCHO AND VICENTE PORRES

THE DESIGNERS AT NOVIEMBRE ESTUDIO HAVE A LONG LINEAGE OF DESIGN IN THEIR FAMILIES.

What began as a friendship blossomed into romance for founders of Noviembre Estudio, who met during a design fair in 2006. Creativity runs in the blood of Susana Sancho and Vicente Porres.

Vicente grew up with a glass-decorator-grandmother and grandfather who was a sculpture-cum-inventor, painting posters in theatres 30 years ago. On the other hand, Susana's father is a goldsmith, jewellery designer, watchmaker and a craftsman with an eye for fine details.

Fascinated with colours and shapes, Susana is armed with incredible sensibility. The graduate of fine arts loved to draw, sketch and colour since she was a child. She takes an artistic role in the studio while product designer, Vicente creates the concept of a product.

"Living in a society that needs warmth, care, entertainment and quality, a designer has to take all of that into consideration. He or she should be able to improve people's lives through spaces, products or graphics. Here at the studio, we try to balance between quality and price, function and concept in our design. The best design is always well-balanced," Vicente says. "It is also important to know who our clients are, who they are surrounded by and their needs."

RIGHT
The Cret-cret family includes a table made of ash wood. It has interchangeable panels that adapts in different spaces.

MIDDLE
h2o design won the Delta Silver Award in 2013.

BOTTOM
Little Friend chairs are made from beech lacquered wood.



Refurbishments and expansions are some of the long-term projects they receive. They have designed for commercial purposes, installations and creating new crafts in collaboration with crafters like JB Wineskin. "We have done expansion projects for hotels many times but we would love to design a hotel with a vintage concept," Vicente says. He has yet to achieve his dreams of designing a car. "I would love to have a second chance in creating a new concept. It's challenging, risky and fascinating all at the same time," says Susana. ●



For more information, visit www.noviembreestudio.es



CANTILEVER CHAIR

The cantilever chair was invented by Marcel Breuer and the floating chair without rear legs soon became an obsession among modernist designers. Steel was the popular choice back then but, today, designers are pushing the design envelope by experimenting with new materials and technology. Here are 10 of our favourite cantilever chairs.



VITRA PANTON CHAIR

Verner Panton's eponymous chair was the first chair to be manufactured completely out of plastic in one single piece. Its cantilever structure and anthropomorphic shape give the chair extra comfort. The Panton chair is widely considered as one of the most prominent design icons in the 20th century.

Available from Space.





RIFT CHAIR

Patricia Urquiola's penchant for organic shapes is demonstrated in the Rift chair for Moroso. The chair features colliding, overlapping layers reminiscent of the landscape of rift valleys. It is a testament that asymmetrical shapes can collide and create unexpected harmony.

For more info, visit www.moroso.it.



LUCA SOFT CHAIR

Jean-Philippe Nuel designed the Luca Soft collection to furnish a restaurant at the Nantes Radisson Hotel in France. This updated version features a cantilevered base which gives the chair an airy appearance while oozing femininity and finesse.

Available from Ligne Roset.



TOBIAS CHAIR

The Tobias chair from Ikea gives your home an elegant touch without burning a hole in your pocket. Thanks to its flexible seat and back, it offers a great deal of comfort. Ideal as dining chairs or as a working chair.

Available from Ikea.



SAYL SIDE CHAIR

Yves Behar's Sayl side chair for Herman Miller provides the same comfort and breezy style found in the Sayl work chairs but take up less visual space. Best of all? 92 per cent of the chair's parts are recyclable.

Herman Miller is available from Trax. [▶](#)





VITRA HAL CANTILEVER CHAIR

British designer Jasper Morrison prefers to create something useful, albeit normal. And his belief is demonstrated in his Hal chairs for Vitra. We love the cantilevered version for its uber contemporary look and the extra freedom of movement it provides.

Available from Space.



KARTELL SPOON BAR STOOL

Designed by Antonio Citterio and Toan Nguyen, the Spoon bar stool's allure is in its curvaceous shape and sophisticated technology. A hand pump is concealed inside the seat. It is suitable for homes, bars and cafes.

Available from Space.





LOU ARMCHAIR

Designed by Patrick Jouin, the Lou armchair unites comfort and visual lightness. Its base, available in chrome or satin black lacquer, lends this model flexibility and allows it to float. The cushions on the base and seat are removable.

Available from Ligne Roset.



KNOLL MR SIDE CHAIR

Designed by Ludwig Mies van der Rohe in 1958, the MR side chair is evocative of iron rocking chairs popular in Europe during the mid-19th century. It represents some of the earliest steel furniture designs by the celebrated designer.

Knoll is available from Vanguard Interiors.



LAUSANNE CHAIR

The essence of Scandinavian design is manifested in the BoConcept Lausanne chair. Simple yet classy, it is the perfect companion to a stately wooden dining table. Choose from a great variety of materials, colours and legs to your liking.

Available from BoConcept.

THE ADVANTAGES OF THE CANTILEVER CHAIR

1. Due to the lack of hind legs, the cantilever chair offers extra comfort by providing a little "bounce".
2. The cantilever chair provides visual lightness.
3. Its look is unmistakably modern, almost to the point of futuristic. It is the perfect chair to offset a "heavy" interior design.
4. The cantilever chair can be used as dining chairs at home or at a restaurant, or used as office chairs.
5. The cantilever chair is space-saving. Many models are stackable. ●

GROWING GREENS IN THE KITCHEN

What do you do with the corners in your kitchen? Why, grow your own vegetables of course! Here are a few things to you need to consider when growing potted vegetables and herbs.



photo IKEA



WHAT YOU WILL NEED TO GET STARTED:

- 1) Seeds/Plants
- 2) Pots and egg cartons
- 3) Soil and compost
- 4) Watering Can

WHERE DO YOU PLANT THEM?

Your new venture starts with a list. After your research on the types of vegetables suitable indoors, check the light and conditions of your kitchen. Window ledges, kitchen sinks and counters are suitable for mint and oregano but you may need to consider factors such as rain and wind.

Window ledges, kitchen sinks and counters are suitable for mint and oregano but you may need to consider factors such as rain and wind.

DECIDE ON A PLANT OR HERB

Narrow down the range of vegetables and herbs you want to plant. Know the number of plants your kitchen can accommodate. You will also need to consider if you would like to plant them from seeds, scraps or transplants.

PLANTING

Begin with an egg carton and cut in half. Limit the number of seeds planted in each slot as shifting the seedlings to a pot will be difficult and might break the roots. Take note of the amount of soil at the bottom and top of the seed as both roots and leaves need room to grow. Don't forget to label them.



- Take note of the expiry date, viability and lifespan of seeds.
- Know how frequent and how much water, soil or fertiliser to use to reduce the waste of expensive seeds. (Note the different nutritional requirements).
- Different vegetables and herbs have different growth rates and take some time before they are edible. ➤

BOOKS

GROW GREAT GRUB ORGANIC FOOD FROM SMALL SPACES BY GAYLA TRAIL (2010)

This book offers great tips on where and how you can plant your vegetables, making the most of your soil and keeping pests and diseases away without the use of chemicals.


Available at Kinokuniya.



SOIL MATES: COMPANION PLANTING FOR YOUR VEGETABLE GARDEN BY SARA ALWAYS (2010)

Vegetables, herbs and flowers can be planted in a single container. This quirky and fun book reveals 20 pairings. It also offers tasty recipes, tips and more.


Available at Kinokuniya.



COMPOST CITY: PRACTICAL COMPOSTING KNOW-HOW FOR SMALL-SPACE LIVING BY REBECCA LOUIE (2015)

You don't need a big space to compost. Rebecca offers tips on how to compost your food scraps and waste without the need to inhale obnoxious odors, create big messes and handle creepy crawlies.

Available at www.amazon.com



HERBS FOR THE KITCHEN

Herbs require direct sunlight for at least four to five hours a day. Water when the soil is dry except for mint and lemongrass, which thrive on wet soil.

Herbs are divided into three categories, perennial, biennial and annual.

Perennial Herbs:

Mint, Tarragon and Oregano

Lifespan:

Stays green or remains dormant during winter and comes back in Spring.

Annual Herbs:

Basil, Cilantro and Dill

Lifespan:

One to four months.

Biennial Herbs:

Parsley

Lifespan:

A year or two.

photo H&M HOME



CONTAINER PLANTING (POTS, TINS, CONTAINERS OR BOXES)

Purchase a pot based on your plant's needs. Does it spread sideways or grow upright? What is the length of its roots? Consider getting sky planters for easy accessibility in the kitchen or planter boxes if you want to plant more than one. Tins provide a cooler temperature for the plants while others in terracotta pots need frequent watering. Make sure there are holes at the bottom for proper drainage and avoid placing them on cement floors as it may be too warm.



photo IKEA



photography EDWARD HENDRICKS/ C&A& MUSEUM HOMES

ACCESSORIES

Unused side tables, bar stools, carts and old step ladders are perfect when you have to shift them towards the sunlight.

SOIL AND FERTILISERS

There are six types including chalky (rich with alkaline), loams (mixture of clay, sand

and silt), clay (high in nutrients and baked dry), silt (fertile and retains water), peat (high in moisture and organic matter) and sandy soil (dry, warm, acidic and low in nutrients). Soil should be well drained, loose and in the right pH level of six and seven for vegetables. Use chemical-free fertilisers.

Although slightly high in alkali, composts provide nitrogen, phosphorous and potassium.

PESKY PESTS

Use homemade remedies such as garlic and pepper spray to fight little creatures such as aphids and whiteflies or milk and baking soda for fungal treatments.

SEEDS AND STARTER KITS

MOKU-MOKU DIY MUSHROOM GROWING KIT

Grow mushrooms in the eco-friendly box, filled with 100 percent natural soil mix and place in your kitchen or office. No sunlight required. A mist spray and collectible bookmarks included.

Available at www.mokumoku.my



IMPORTED SEEDS

Miruku's Garden offers a vast array of seeds imported from various countries including fruits (wild strawberries from Japan), vegetables (cabbage and lettuces from Korea) and flowers (forget me nots). The blog also offers tips on planting various types of plants.

For more information, visit www.mirukugarden.blogspot.com



SEED BOMBS


These rainbow balls of seed, compost and clay are designed to grow by themselves. Seedles is an online shop that offers wildflower and thyme seed bombs. Both can be planted indoors.

For more information, visit www.growtherrainbow.com



WORK SMART FROM HOME

Look no further for office solutions.
Harvey Norman has them all.



Working from home? Save valuable time searching for office solutions. Harvey Norman has everything business owners need under one roof. Take a look at this business owner's schedule. These office appliances increase work productivity,

9.30am – Start the day right in the leather IMG Cobra Leather Consultant Chair cushioned in cold-cured foam. An adjustable headrest which swings a full 360 degrees make it easy to reach out for print-outs.

10.00am – Switch on the lightweight Microsoft Surface Pro 3 and check your work mail with ease. It is light as air but functions like a full-powered laptop. While drafting an e-mail,

a calendar pops up, a reminder about a meeting at 3pm. Enjoy the services from Microsoft Office 365. Thanks to Office Online!

10.30am – Make paying your suppliers a breeze with the Biosystem Cheque Writer, complete with memory and calculator functions. It supports up to fourteen different currencies.

11.45am – Scan and copy your documents with Canon All-in-One Colour Printer which has the Auto Duplex function, making light work of printing documents. Send them to office account using NFC and WiFi functions.

12.00pm – Before heading out to lunch, you can save your files and important documents into

the Seagate Hard Disk with 1TB. storage space and you don't have to worry about lost or misplaced documents anymore!

1.00pm – Prepare official documents using the Brother Typewriter with automatic underlining, 'word out' and 'line out' correction features.

2.00pm – Check for missed calls on the Panasonic Cordless Phone. Good thing it has caller ID!

2.30pm – Prepare impactful presentation slides using Apple iMac 21.5" which runs on a powerful fourth generation Intel core processor and world's most advanced operating system, OS X Yosemite. No hiccups expected on the video presentation!

2.45pm – 3.00pm You can easily transfer the presentation slides prepared earlier via NFC, Bluetooth, Wi-Fi or USB port to the portable Philips Screeneo Projector for wide angle viewing during meeting. Clients be impressed by the vivid videos and images projected.

5.30pm – The meeting is a success. Shred confidential documents into thin straight cuts with the automatic GBC Shredder, which is able to shred up to six sheets at a go.

6.00pm – Access and sync your favourite music, videos, games and other applications using Mac Mini. It's time to unwind and relax after a day's hard work!



Microsoft Surface Pro 3
Offer Price: RM3,299



Biosystem Cheque Writer F1
Offer Price: RM269



Seagate Hard Disk 1TB
Offer Price: RM249



Apple iMac 21.5"
Offer Price: RM3,448



Microsoft Office 365
Offer Price: RM149



Canon All-in-One Colour Printer
Offer Price: RM575



Panasonic Cordless Phone
Offer Price: RM289



Philips Screeneo Projector
Offer Price: RM6,999



Apple Mac Mini
Offer Price: RM1,549



SHOP WITH CONFIDENCE AT

Harvey Norman

HARVEY NORMAN IPC SHOPPING CENTRE +603-7718-5200 | HARVEY NORMAN MID VALLEY +603-2282-2860
HARVEY NORMAN SUNWAY PYRAMID +603-5622-1300 | HARVEY NORMAN PAVILION +603-2142-3735
HARVEY NORMAN AEON BUKIT TINGGI +603-3326-2631 | HARVEY NORMAN 1 MONT KIARA +603-6203-6380
HARVEY NORMAN SETIA CITY MALL +603-3345-6085 | HARVEY NORMAN PARADIGM MALL +603-7887-3589
HARVEY NORMAN QUEENSBAY (PENANG) +604-630-8210 | HARVEY NORMAN CITTA MALL +603-7846-1025
HARVEY NORMAN AMPANG POINT SHOPPING CENTRE +603-4260-1020 | HARVEY NORMAN NU SENTRAL +603-2260-7866
HARVEY NORMAN GURNEY PARAGON MALL +604-229-8886

GOOD DESIGN PRINCIPLES

The principal of Chris Yap Architect, managing director of Spatial Factors Sdn Bhd and director of Idea Consult Sdn Bhd talks to us about his design philosophies.





When asked to design the Mita Tam Boutique and Sound Studio at Starhill Gallery, architect and designer Chris Yap, who is also the current president of MIID (Malaysian Institute of Interior Designers, envisioned an upscale boutique catering to women. He gave it a glitzy lifestyle look by using gold, white, pink and purple as the main colours, which are reiterated throughout the boutique.

"Our client wanted it to be Hong Kong style," he says. Being a professional singer, Mita wanted a

sound studio adjacent to the boutique, where she carries out vocal training. "It opens up a world of surprise to visitors as he or she moves from one space to the other," he describes the design connecting the boutique to the sound studio.


Chris found communication with his client to be key to the success of this project. He also had to work around a few restrictions, one of which was sound proofing the studio. "There were adjacent retail lots, so we had to make sure it was done well.

In order to create an illusion of space, Chris uses bronze mirrors on all four walls and ceilings. The pink and white lights underneath the bronze mirrors add an interesting element to the room. It is paired off with a white and textured section of a wall. ▶

ABOVE
Round mirrors are used to bring a spacious look to the sound studio.

OPPOSITE PAGE
OASIS, the hanging garden of Kota Damansara.

BOTTOM
Block 19. The affordable houses at Cyberjaya.



Meanwhile, he was also involved in the refurbishment works at Avani Sepang Goldcoast Resort (previously known as Sepang Goldcoast Resort & Spa). This project was carried out by Spatial Factors Sdn Bhd and Abacus Design Co. Ltd. of Thailand. Keshmen Consult Sdn Bhd and Perunding Teguh were also involved in the rebranding project. Refurbishment works were done to the five-star Avani Sepang Goldcoast Resort's main lobby and reception, adjoining coffee lounge, All Day Dining and Chinese restaurants.

"We gave the hotel a local touch and a relaxing ambience that reflects a tropical resort and the location it is set in," he says.

Massive refurbishments were done after regular hours as the resort was still in operation. The location of the resort itself, posed a great challenge. "Mechanical works had to be done below the suspended slabs during low tide," Chris says.

"A good design must be affordable, functional and aesthetically pleasing to the general segment of society at large. "



RIGHT
Coffee lounge at Aani
Sepang Goldcoast Resort.

NEXT PAGE TOP
Hai Sang Lou Chinese
Restaurant at Sepang
Goldcoast Resort.

NEXT PAGE BOTTOM
All-day dining restaurant
(Bila-Bila) at Avani Sepang
Goldcoast Resort.



In running both the design company and architectural consultancy, Chris aims to provide his clients with various services. The designer admits that they do not handle too many projects at a go. "We keep it within manageable manpower and ensure timely delivery within budget and client's requirements," he says.

"It is their money and their dreams," he says. He believes a designer's role is to help facilitate the transition and make their dreams a reality. Apart from the two projects mentioned above. ●



CHRIS YAP ARCHITECT AND SPATIAL FACTORS SDN BHD
EXCELLA BUSINESS PARK, UNIT F,
F-5, JALAN AMPANG PUTRA,
TAMAN AMPANG HILIR, 55100,
KUALA LUMPUR.
TEL: 603-4270-5290

OPPOSITES ATTRACT

How to mix the old with the new for a contemporary look.





CURATE AND DISPLAY

Small, accent vintage pieces such as photo frames, clocks, table lamps and china find their way easily into our homes. We love them because they are unique and have stories to tell. Display them in a glass cabinet and on an open book shelf. They add character to your space like to no other mass-produced pieces can.

SALVAGE AND REUSE

Admittedly, the best kind of vintage furniture is the one you stumble upon by chance. Be it at your grandfather's home or at the flea market. Re-purpose it in a way other than for what it was originally intended. For example, you could use an old vanity table as a work desk.

BIG AND BOLD

Decorating with large vintage items such as sideboards, tables and chairs can, however, be a little challenging. They have been used for decades and have taken quite a lot of beating over the years. Before putting them into your home, get them refurbished. Give them a fresh coat of paint or have the cushions reupholstered.

LEADING OR SUPPORTING ROLE

Before bringing an item into your home, decide whether it will become a focal point or simply a complement. You need some elements to pop while other to blend in. To create a cohesive design, you need transitional pieces to bridge the vintage and modern gap. ▶

photography ALAN LEE / K STUDIO

BALANCE IS KEY

When combining two vastly different styles, creating balance is crucial. The key word is “contrast”. Modern interiors can look soulless without a little vintage; too much vintage, however, makes your home look like a museum – or worse, a warehouse. When you choose something vintage, make sure something modern is in proximity. For example, pair a vintage dresser with contemporary accessories or throw pillows with modern prints on an old-fashioned sofa.

TEXTILES ARE YOUR FRIENDS

Fabrics add colours, patterns and softness. Give a modern home a dash of old-world charm with hand-sewn quilts, linen throws and rugs with ethnic prints.

DESIGN CLASSICS ARE ALSO YOUR FRIENDS

Mid-20th century design classics such as those designed by Charles and Ray Eames, Mies van der Rohe and Jean Prouvé walk the fine line between the old and the new. They are perfect transitional pieces that help you unify the modern vintage look.

HARMONIOUS, NOT CHAOTIC

When different styles come together, it's easy to get lost in the fray. While eclecticism remains the essence of the modern vintage look, you want to create harmony. This can be achieved by adhering to a predetermined colour scheme. Choosing styles that share a design philosophy can be helpful too. Scandinavian pieces sit particularly well with Japanese designs, for instance.

COMPLEMENT AND PAIR

Mix hard with soft, square with round, fat and skinny, tall and short to create visual interest.

When combining two vastly different styles, creating balance is crucial. The key word is “contrast”.





THINGS TO LOOK OUT FOR WHEN BUYING VINTAGE FURNITURE

1. Look for vintage furniture pieces with "good bones", i.e. drawers should slide out easily and the frame is sturdy.
2. Small scratches are inevitable. A little love and care will fix them.
3. Use defects to bargain, just make sure they can be fixed at a reasonable price.
4. Yes, most old furniture is of higher quality than today's mass-produced ones. But not all. Skip those with poor workmanship and those made of inferior materials.
5. Many "vintage" shops sell reproduction pieces. Examine for stamps of markings from the original manufacturer.
6. Check for...bugs! Scoring a treasure at a flea market is exciting but fumigating your home, not so much. Inspect the backs and underside of the tables, chairs, shelves for signs of live bugs. Look for eggs and exoskeletons they leave behind. ●

photography SOO PHYE



DECOR TAKEAWAYS

In the competitive landscape of cafes and clubs, it's no longer enough to serve up the best fair-trade coffee or bespoke cocktails. In order to stand out, new establishments are stepping up in the design of their interiors, experimenting with eclectic ideas and daring concepts. We deconstruct three inspiring looks to illustrate how you can translate the feel of your favourite hangout into your abode, starting with a rustic yet eclectic bistro located in the East.



- 1 Sartorial Wools collection, Natural Sky F0269/05 fabric by Clarke & Clarke, from Danovel.
- 2 Lamitak Blake Ramshackle laminate, from TAK.
- 3 Geff vinyl sheet, from Goodrich.
- 4 Arenite Grigio laminate, from EDL.
- 5 Azulej collection, Renda Nero tile by Patricia Urquiola, from Rice Fields.
- 6 Fresco laminate, from Admira.
- 7 Creme Brule quartz, from Caesarstone.
- 8 Azulej collection, Combination Nero tile by Patricia Urquiola, from Rice Fields.
- 9 James Dunlop tartan fabric, from Goodrich ▶

RABBIT CARROT GUN

To recreate Rabbit Carrot Gun's modern spin on the kitschy farmhouse look, start by pairing tartan plaid or windowpane check fabric upholstery (in neutral and muted shades to keep it quaint) with floors clad in retro mosaics or terrazzo marble. To complete this honest and laidback style, clad the rest of the surfaces with laminates that mimic worn paint or old wood grain.



RABBIT CARROT GUN IS LOCATED AT 49 EAST COAST ROAD, SINGAPORE, TEL: +65-6348-8568.



KEY COLOURS

Against a white or earth-tone base, add accents of characteristic yet grounded colours such as these to give farmhouse decor a more modern update.

Cosmic Navy
C3133


Wharf Green
C0841


Mocha Delight
C3160

Paints from Nippon Paint.

ART DECO PIZZAZZ

A newly opened bar and restaurant has captured the essence of the roaring twenties, nailing it with luxurious art deco interiors.





THE BLACK SWAN

Indulgent, glamorous and lustrous, the art deco theme here comes to life with a mix of geometric elements in metal, stone and wood. Pick high-gloss laminates embellished with simple but bold patterns, and offset the shimmer with dark, matte-finish veined marble. To play up the visual depth of flat surfaces, opt for textured materials such as embossed laminates.




THE BLACK SWAN IS LOCATED AT
19 CECIL STREET, SINGAPORE,
TEL: +65-8181-3305.



KEY COLOURS

You can't go wrong with pairing dark colours and metallic finishes – we recommend a jet black base, accented by a dash of gold for luxe oomph.



Black
30BB




Mica
05/022

Paints from Dulux.

- 1 GMAL15Z-012 tiles, from Hafary.
- 2 Teatro collection, Ravenna wallcovering by Osborne & Little, from Danovel.
- 3 Elitis Natives wallpaper, from Goodrich.
- 4 Lamitak Alda Fiorentina marble laminate, from TAK.
- 5 Azulej collection, Cubo Nero tile, from Rice Fields.
- 6 Lamitak Black Carbon Fibre laminate, from TAK.
- 7 Goldtone Crush D4512 laminate, from Formica.
- 8 Teatro collection, Pirandello wallcovering by Osborne & Little, from Danovel.
- 9 Cole & Son Labyrinth wallpaper, from Goodrich.
- 10 Mikado Anthracite D8041 laminate, from Formica.
- 11 Cole & Son Hick's Hexagon wallpaper, from Goodrich. ▶

GRUNGY INDUSTRIAL

With an effortlessly cool vibe akin to an artist's den, this bar will resonate with those who want to avoid cookie cutter styles for their home. Attitude is essential.





8

9

ART BAR

This artsy space sports a nonchalant flair that is formed by materials that appear imperfect – think of surfaces that look like oxidised metal or mottled glass. To add to this ramshackle effect, throw in rough-textured laminates in dull, rusty shades. Artwork or tiles printed with graffiti-like graphics work as great accents to tie up this edgy look.

ART BAR IS LOCATED AT #02-02/03/04,
1 FULLERTON ROAD, SINGAPORE,
TEL: +65-6333-8243.



KEY COLOURS

Unexpected shades should be included in this look to reflect its audacious character. Both a rusty shade of brown and a racy red would work well together as accents.

Cranberry Zing
14YR 10/434

Cigar
00YY 12/279

Paints from Nippon Paint.

- 1 Linea Light D8045 laminate, from Formica.
- 2 Lamitak Picasso laminate, from TAK.
- 3 Parador Typo laminate, from Goodrich.
- 4 Warrior fabric, from Acacia.
- 5 Steel Oxid Stone laminate, from Greenlam.
- 6 Cafe Noir Tex Mex laminate, from Greenlam.
- 7 Fusain Tabacco laminate by Panaplast, from EDL.
- 8 Andrew Martin collection, customised fabric, from Danovel.
- 9 Torino Wood Brown laminate by Panaplast, from EDL. ●

AGAINST THE STATUS QUO

This industrial-inspired home breaks away from stereotypical rawness, managing to look warm and edgy at the same time.

WHO

A family of five

HOME

A double-storey
terrace house

SIZE

3,627sqf

RIGHT
As the home was built on an incline, the first storey was levelled out, and the gap beneath the main entrance was turned into storage compartments. ▶









LEFT
The homeowners made use of multiple sets of sofas, statement artworks, and a vertical garden to zone their vast, open-plan living area.

Most terrace homeowners would want to maximise the size of their property by building a home with as many rooms as possible. "This approach will get you five to six rooms, but they'll all be pretty small," reveals director of Architology Interiors, Bu Shukun.

The young family that were moving into this terrace house, however, wanted to take a more aesthetic approach. As a design-conscious banking executive in his early 30s, the husband envisioned an industrial-inspired space bathed in natural light.

At the same time, he was receptive to alternative ideas, and let Shukun work his magic.

"Having an industrial look is one thing, but making the space homely and easy to live in is another," the designer explains. "So, we went along the lines of 'refined rawness', keeping to a palette of woods,


cement and bricks, while ensuring the space doesn't look like a cafe or public building."

The single-storey home that once occupied the plot was razed and, on it, the family's **double-storey house was built** by A-Collective (the architectural arm of Architology Interiors). It took about a year to complete.

Its facade is a vision of clean lines, glass, concrete and metal elements that were spray-painted grey, instead of solid black, for a more sophisticated slant.


Inside, the sprawling ground level is a single open space that's airy and enjoys an abundance of light thanks to the skylight above its staircase and a main entrance that can be opened up fully.

Aesthetics aside, the couple was also mindful of the need for storage space as they have three young children. ▶




RIGHT
The numerous
works that grace
the home's
walkways give
visitors the
impression of
walking through
an art gallery.

OPPOSITE
Large vividly
coloured paintings
and a white brick
treatment prevent
this large expanse
of wall from
looking stark. ▶







ABOVE
The staircase winding up from the dining area to the bedrooms enjoys plenty of natural light, thanks to the skylight above.

(OPPOSITE) TOP
A refrigerator was built into the cabinets behind the kitchen island, keeping this space functional and stylish.

(OPPOSITE) LEFT & RIGHT
A foolproof way to offset the rough finishes of an industrial space is by introducing elements of nature, such as wood and greenery.

Full-height cabinets with deep compartments were built into one side of the first floor, allowing much of the clutter that comes with having kids in the household to be stowed away.

For the floors, self-levelling cement by German label Pandomo was used because it has a more uniformed tonality and doesn't crack or flake off as easily as regular concrete screed.

"As the homeowner has a keen interest in decor and furniture design, we prepared an

industrial space that could also work as a blank canvas for him to fill with any style he likes," says Shukun.

Towards the back of the house, an open dining area basks in sunlight that streams in from the skylight above.

With a sun-kissed glow of light cast upon the solid wood dining set and lush green wall in the backdrop, it is easy to see how all the elements have come together to work a sense of much-needed warmth into this industrial space. ●

LOFTY IDEAS

With an entire five-room flat to himself, this bachelor was determined to turn it into a spacious loft-lookalike pad.

WHO

A self-employed bachelor

HOME

A five-room Flat

SIZE

1,227sqf

RIGHT
The walls of the kitchen and bedroom behind the living room were torn down to create a sense of spaciousness. ▶







Homeowner Kelvin Tan has always found his interest piqued by interiors and home decor, and values craftsmanship and quality above all else. By trawling through interior-design magazines and the Internet, Kelvin managed to conjure up a hazy portrait of his first home.

He has always coveted a New York-style loft, and used the look's urban yet industrial feel as a benchmark when scouring for the right interior design firm to revamp his

five-room HDB apartment. "Not many local designers are able to replicate the loft style," Kelvin laments. "Many design firms I've met proposed designs that were too contemporary for my liking."

The one designer who had the same sensibility – and name – is the award-winning interior and furniture designer, Kelvin Teo of Space Sense Studio.

TUNNEL VISION


As the sole occupant of his resale flat, Kelvin gave his

designer the liberty to sculpt the space creatively, freeing him of having to cater to the usual demands, such as voluminous storage space. To open up the common area as much as possible, the walls that once confined the kitchen were taken down, allowing for a sleek open-plan kitchen to stand in its place instead. The walls of the bedroom behind the living room were removed as well, adding more openness and natural light to the living area. This room is now Kelvin's workspace. The self-employed ▶



Design Tip

INSIDE LOOKING IN
These faux windows are a clever way to even out a recess in the wall.





Bridging the dining and living area is a feature wall inspired by the urban industrial interiors of New York lofts.

BELOW
Steel framed
accordion glass
doors frame
Kelvin's home
office.

property agent spends a large part of his day working at home, and in front of the television set. This is why he is extremely pleased that his desk is now placed strategically behind the living room sofa, facing the wall-mounted television screen.

A fraction of the study's footprint has also been allocated to the adjoining bedroom, which now serves as Kelvin's bedroom. He decided to keep the space calm and free of any showy decorations, so as to facilitate a restful ambience for sleep. The room opposite, which used to be an en suite master bedroom, is now a personal sanctuary where Kelvin's clothes are neatly stowed away in floor-to-ceiling wardrobes. The room also doubles

as a space where he can do his daily workouts. The attached washroom was also extended and clad with Italian porcelain tiles, which – according to designer Kelvin – appears less homogenous as every tile has a distinct woodgrain pattern.

FURNISHING AND FINISHING

Homogeneity was something that homeowner Kelvin wanted to avoid for his furniture. With his fingers firmly on the pulse of decor trends, he can easily pinpoint what's currently popular among local homeowners, and wanted to avoid shopping at the same stores. He got around that by making a request for as many bespoke pieces as possible. As an interior designer who ▶



The homeowner decided to adapt the EN SUITE master bedroom into a walk-in wardrobe-cum-exercise space.





This "floating" bed is one of interior designer Kelvin's many customised designs for this apartment.

TOP RIGHT
An open en suite bathroom complements the walk-in wardrobe.



considers furniture design his hobby, Kelvin couldn't ask for a better deal. Some bespoke designs he did for this home include the steel dining table which drew inspiration from plane wings, the robot shelf that holds the homeowner's beer collection, the oil-barrel coffee table, and the table and shelf in the study room. The renovation, along with the customised pieces, added up to RM230,000.

Homeowner Kelvin's favourite feature of the home, after its four-month renovation, is the row of steel framed faux windows with frosted glass in the living area, which the designer thought was essential to the loft style; it also helped cover the recess in the wall.

This urban-industrial element was also echoed throughout the home – black electrical trunking snakes across the ceilings and walls, one wall is covered with raw ochre bricks, and another sports wallpaper depicting stained wood planks. "I wanted something edgy and industrial, yet not too mass-market. I also like the colour black, but didn't want my home to appear too dark," the homeowner muses over his seemingly conflicting requests. "But Kelvin nailed it," he adds with pride. ●

BELOW
The industrial theme runs through to the common toilet, with its stainless steel basin and matte black mixer.



S M A L L C H A N G E S , B I G D I F F E R E N C E

This family of “hobbyist” home renovators made good use of their know-how to transform their loft apartment without a major overhaul.

W H O

A couple, their two sons, a domestic helper and dog

H O M E

A two-storey condominium loft apartment

S I Z E

1,776sqf

OPPOSITE
An elaborate gold chandelier suspended from the double-volume ceiling adds a Victorian shine to an otherwise modern living area. ▶



Home renovation veterans

Hazel Poh and Richard Ong, both financial planners in their 40s, knew less was more when they moved into their sun-drenched two-storey loft last year. After all, they had experience in spades, with this being their fourth home.

"We'd do up a place two or three times at least. It's like a hobby," admits Hazel. "We know what's suited (to us), and what we like and don't like."

What they liked, though, was a little different. For her, it was the welcoming, pared-down white and wood-infused interiors of Scandinavian decor, while the ornate Victorian, classic hotel style was more to Richard's taste. "All the gold stuff is his," laughs his wife.

Following a three-month redesign by The Scientist, the 1,776sqf apartment offers the perfect balance, with tasteful, contemporary interiors that allude to both styles. The result is a home that is meticulous yet easy-going, and warm without being stifling. What is remarkable is that while every piece of furniture fits perfectly like a jigsaw puzzle, it is due entirely to good taste and scrupulous planning, not extensive remodelling.

Indeed, the layout was unchanged, the flooring retained and most furnishings straight from stores or their previous home, with only a smattering of customised pieces and modifications

Framed black-and-white images serve as both an anchor and visual link between different areas on the first floor.





ABOVE
A wood laminate TV wall creates a more private dining nook.

(OPPOSITE) FAR LEFT
Artfully arranged monochromatic photographs dramatically transform a plain white wall.

LEFT
Placing the TV in the centre of the room helps break up the space and carve out an extra sitting area.

driving the dramatic transformation.

The living area on the ground floor, whose neutral black, white and wood palette is enlivened by glints of bold red in the rug and the organic shapes of the sofa and coffee table, saw the most alterations. "I wanted it to be simple and cosy for guests," says Hazel.

A woodgrain laminate TV wall between the dining and sitting zones is the main visual feature, but was also created out of need. While glass walls

at the back of the apartment allow natural light to stream in, Hazel felt uncomfortable and exposed in the dining area. "She wanted a place where she could enjoy her morning coffee and read in privacy," explains The Scientist's designer.



On the other side of the wall, her sons – Justus, 12, and Titus, 10 – can hang out and watch their favourite TV shows.

Asymmetrical strips in the feature wall provide a solution without blocking out sunlight, while framed black and white

photos echo the monochromatic images and Bible verses printed and hung along the length of a living room wall.

In a nod to Richard's penchant for Victorian decor, wainscoting gives a delicate twist to the wall behind the dining area, while an enormous gold chandelier accentuates the high ceiling of the apartment.

Necessity is the mother of invention, and storage needs proved a catalyst for design inspiration. In the ground-floor music room, a cabinet for the ▶



boys' books was made from two types of laminate, arranged like patchwork to craft a mix of vertical and horizontal woodgrains

While Hazel favours closed storage space, the centrepiece of the master bedroom on the second floor is a wood-laminate feature wall with ledges for her bags and shoes, made from the same material as the TV wall. "We wanted to

use up the dead space behind the swing door," she explains.

The family is already contemplating their next renovation. Hazel and Richard want more storage space and a study room upstairs for their kids, who are also getting in on the act. Hazel says: "They love construction; they think it's an adventure as they can camp downstairs. Plus, they like the excitement of a new look." ●

ABOVE, LEFT
Asymmetrical shelves serve as both storage space and a feature wall in the master bedroom.

TOP RIGHT
The cabinet in the music room features two types of woodgrain laminates.

ABOVE, RIGHT
Touches of dark wood tones give the master bedroom a warm, cosy feel.

BRIGHT AND BOLD

Create an uplifting, light-hearted decor at home with these fabrics from Acacia Fabrics.

Fun, bright colours will take centre stage in the design arena this year. They channel a sense of optimism and imbue your home with large doses of warmth. Bid goodbye to old, pallid decor and give your abode a fresh makeover with fabrics from Acacia.

The New Hampton collection features stripes and checks that bring to mind those seen in bucolic country cottages. These quaint prints add a rustic charm to your modern home.

The Aztec collection, on the other hand, sees a riot of patterns reminiscent of colourful ethnic prints. Weave these prints into a minimalist backdrop to create contrast with a maximum impact.

Playful and fun, the Charade collection adds bursts of youthfulness to a space. Pair it with equally shocking colours for a light-hearted decor that speaks volumes of your personality.



New Hampton



Charade



Aztec

For more information, visit www.acaciafabrics.com or call +603-4252-3378.

ANYTHING BUT *ordinary*

A shipping container for a powder room and plenty of other original ideas make this industrial-influenced home stand apart.

WHO

A couple and
their two-year-old
daughter

HOME

Four-room
condominium
penthouse

SIZE

2,700sqf



The diamond-shaped apartment gives rise to an unusually angular layout, which adds a dynamism to the living room. Israeli artist Eyal Radwinowitz's colourful painting, *Eternity*, is from Bruno Gallery. ▶





A blend of industrial elements take the Zen minimalist style up a notch.

There are homeowners who like to keep on top of trends, while others like to challenge the status quo. The owners of this penthouse fall into the latter group. With a strong idea of what they wanted for their home, they turned to Mark Yong of PIU Design to assist in turning their vision into reality, while still playing an active role in sourcing most of the fittings and furnishings themselves.

The couple, e-commerce entrepreneurs who have travelled extensively and spent a lot of time in Japan, were after an aesthetic that falls between the industrial-loft style and Zen minimalism. They wanted every room to have an unusual feature, and this was a challenge Mark was game for.

"I was keen to take on this project because they were so open to trying new ways of doing things," he shares. One of these turned out to be the "shipping container" that houses the powder room.

Working out the best way to plan the layout took the better part of two months, but Mark managed to come up with novel design solutions that included building the kitchen island around the rainwater down pipe, which stuck out like a sore thumb in the middle of the space. Both the designer and the homeowners agree the results are worth it.

Here is how they put together this charming, one-of-a-kind space.



FAR LEFT
A portrait by French artist Philippe Pasqua draws the eye to the dining area, where the careful mix of metal and wood gives the decor its balance.

LEFT
The Zen-inspired whisky bar is done in copper-finished stainless steel.

BELOW
The utilitarian decor and cool colour tones employed in the kitchen keep the mood industrial. ▶



An abundance of materials and visual contrast give the apartment a rich, tactile feel.



1. They plotted out the main rooms

The original diamond-shaped floor plan came with four irregularly shaped bedrooms, which the owners wanted to transform into more functional rectangular ones. Since the couple wanted a complete renovation, Mark started with a blank canvas for a floor plan, and arranged the spaces around the apartment's strongest feature – its 270-degree view of Orchard Road and the Marina Bay area. Next, he drew out the spaces for the kitchen and three bedrooms, which were to be as big as possible.

ABOVE

An open shelf above the wardrobe betrays the original corners of the daughter's bedroom, now tucked behind straight cabinet doors.

LEFT

The husband's collection of KAWS & Be@rbrick collectibles form part of the decor.





2. They concealed awkward angles with storage and cabinetry works

With the key rooms accounted for, the remaining areas could be reworked into storage spaces. Mark concealed the leftover awkward corners with cabinets fitted with deep yet easily-accessible shelving.

Working around the structural beams was another big challenge, but he managed to make sense of them by cleverly partitioning the space. For example, the beam in the daughter's bedroom now sections off her cosy sleeping area, and is played up by a glossy epoxy finish.

3. They balanced cool and warm aesthetic elements

The homeowners were fans of the industrial, loft-style aesthetic, yet didn't want the house to feel too cold or impersonal. Mark kept the palette raw with the use of metal, glass and exposed concrete, but toned it down with sleek marble, wood and white-washed brick walls.

Apart from consulting Mark for his renovation expertise, the homeowners roped in Laurence Howell of Indez Design Consultants as a decorator. Laurence designed their custom bed and added finishing touches such as rugs and other upholstered furniture. ➤

LEFT
A structural beam is left in its bare concrete state, in deliberate contrast with the rest of the bedroom.



NEXT PAGE
A custom-made upholstered headboard adds tactile comfort to the master bedroom.

ABOVE
The walk-in wardrobe for the master bedroom is tucked into a passageway to the ensuite bathroom.

RIGHT
The bathroom is given the graphic treatment, with mosaic walls touting phrases like "wash behind your ears".

4. They created a consistent look

With many textures in play, Mark ensured that the apartment kept its style coherent by repeating the same materials throughout. For example, the copper-finished stainless steel used in the bar counter is also utilised on the TV console in the bedroom, and the same walnut and ash wood tones are used throughout the apartment.

5. They played with colour

A well-choreographed hue scheme plays a part in giving the home its cosy ambience. Despite the industrial influence, the earthy woods and grey tones used impart warmth to the space. A deep red livens up the living room, while the kitchen employs a steel-blue shade that lends a relaxed air to the environment. Says the husband: "The kitchen has a comfortable feel, and it seems like you're in a restaurant, cooking and passing food to the guest from behind the counter." ●







#03
246

HOOKED ON INDUSTRIAL STYLE

Simple hooks are ingeniously turned into ceiling features in this industrial-themed home.

WHO
A couple and
their pet cats

HOME
Three-bedroom
flat

SIZE
1,700sqf





In the living area, a feature ceiling studded with hooks lets the nature-loving homeowners suspend plants.

OPPOSITE
A hefty wall-hung fern greets visitors at the entrance of the corner-unit maisonette. ▶

Homeowners Thong Chew Fatt and Eileen See had in mind a minimalist, industrial theme for their corner-unit maisonette. "We liked a colour scheme of grey, black and white, and clean details," says Chew Fatt, who has a background in graphic design and works in advertising.

To help realise this, they engaged designer Raymond Seow of Free Space Intent, who went a step further in creating a more "personality-suited" home for the couple.

In order to achieve a more spacious layout on the first floor, he removed the kitchen wall and reduced the size of the adjacent bedroom (now a store room). This gives the feel of a larger kitchen and dining area and, in turn, enhances the sense of minimalism.

When it came to materials, things were kept as simple as possible. "Eighty per cent of the surface finishes are concrete and cement screed," Raymond says, on the bare and raw look of the living areas. Laminated flooring was



TOP LEFT
For homeowners Chew Fatt and Eileen, incorporating greenery into their home was key.

LEFT
The living room looks out into a high-ceilinged balcony, which is decorated with many plants and offers a soothing view.

OPPOSITE
A pale wood palette, from wall and floor tiles to carpentry laminate, brings light-hearted warmth to the open kitchen.



The home's lush, tropical greenery perfectly complements its clean, understated lines and colour palette inspired by minimalist aesthetics.



installed in the bedrooms upstairs, while wood-lookalike tiles adorn the kitchen and bathrooms.

One edgy element of this home involves hooks that were used to create “feature ceilings”. Installed in a grid-like fashion, the hooks allow the homeowners to personalise how their light fixtures are hung and displayed. Another eye-catching example is the “web” of long, black cables and an assortment of glass light fixtures above the staircase that extends into the adjacent dining room. This draws attention towards the high ceiling, turning the double-volume stairwell into more than just a transitional space.

The finishing touch that really makes the home come to life is the many plants, which were added as Raymond kept in mind the pair’s love [▶](#)

BELOW
The utilitarian
order of hooks
prevents the
ceiling from
looking too
overwhelming.

(OPPOSITE)
TOP LEFT
The statement-
making feature
above the staircase
includes light
fixtures that the
couple purchased
online from Taobao.

TOP RIGHT
In a corner of the
kitchen, "balloon"
ceiling lights are
a playful and
whimsical addition.

BOTTOM
The balcony
garden feels rustic
and lush, with a
stone planter and
a green wall.



for greenery. Ferns, creepers and potted leafy plants are in almost every corner of the two-storey abode, providing a refreshing and complementary contrast to its industrial-style canvas.

The couple spent about RM230,000 on the renovation (excluding furnishings), an amount well-spent for the understated, nature-infused sanctuary they call home. ●


NEXT PAGE
The master bedroom is a calm oasis of understated furniture and colours.



ABOVE
A simple wooden bookshelf on the ground floor is the perfect foil for the homeowners' collection of books and design magazines.

RIGHT
Hooks and snaking light cables on the ceiling continue to make a statement in the master bathroom.







A mixture of textures and eye-catching surfaces adorn the contemporary living room. ➤

SIMPLY STYLISH

Contemporary with a retro touch, this home is simple and practical, yet on-trend.

WHO

A couple in their early 40s and their teenage daughter

HOME

Five-room flat

SIZE

1,400sqf





LEFT
Cream coloured
brick tiles from
All-Well form the
main feature wall
in the living area.

OPPOSITE,
LEFT
A built-in divider-
cum-storage
cabinet separates
the dining room
from the
entrance foyer.

OPPOSITE,
RIGHT
Wired glass and
stained nyatoh
wood window
panels break
the monotony
of a white wall.



For civil servants Mr and Mrs Niam, a simple, practical family friendly home was what they had in mind when they engaged Evangeline Cai of The Design Practice.

"We wanted an evergreen design; one that you wouldn't get tired of," says Mrs Niam. The couple, together with their 15-year old daughter, were previously staying with the wife's parents. "To be honest, we didn't have much of an idea about home renovating as this was our first time," she reveals. Luckily for them, designer **Evangeline knew just what they needed. Her proposal?** A fuss-free, contemporary home with a retro touch.

Throughout the apartment, a colour scheme of white, cream and wood tones sets a warm, contemporary backdrop, while pencil-leg furniture and vintage-style decor items add nostalgia and character to the space.

Stepping into the flat, a built-in divider separates the dining area, creating an entrance foyer. "I read a book on fengshui which advised against having the main door directly face the dining room," explains Mr Niam. The layout is practical, too – the divider not only helps to zone the space, but it also provides useful storage space

for shoes. Evangeline designed it to include open shelving for the homeowners to display ornaments, while letting more light through.


To the left sits the living room, which features a wall finished with white brick tiles from All-Well. The rest of the home's walls are simply painted white as the long, textured feature wall provides just the right amount of tactile contrast against the home's smooth surfaces.

Framed and hung up in a collage on the wall backing the sofa are prints of artworks by famous Japanese artist Yoshitomo Nara that Mrs Niam adores.

Another element in the home that calls to mind a past era is the partition made of traditional ventilation blocks. Installed on the other side of the living room, it acts as a divider for a secondary entrance. Evangeline explains that the HDB was installing a new lift, and another door on the far end of the living room (previously a balcony) was required to facilitate access.

Other structural alterations of the home that were made include a storeroom that was deemed too large and was located in the middle of the flat. ➤

White, cream and wood tones set a warm, contemporary backdrop, while vintage-inspired decor items lend nostalgia.



It was removed to give more space to the living area and the adjacent study.

In its place, Evangeline added a framed window panel to the wall, allowing more natural light into the enclosed alcove that is now part of the larger study. As for the kitchen, it was extended into the utility yard for a more spacious cook space. The washing machine, utility store and rubbish chute are all concealed behind built-in cabinets.

In combining functionality with a timeless makeover, Evangeline ensured a family home that now meets the needs of its residents perfectly. ●

ABOVE
The window panel allows more light into the cosy study.

LEFT
In the daughter's room, a platform demarcates the sleeping and changing areas.



YOUR RENO & DECOR QUESTIONS ANSWERED

We answer your renovation and decorating questions with help from industry experts. E-mail questions to homedecor@bluinc.com.my

I would love a low-slung upholstered sofa for my living room, but I'm worried about maintenance as I know some upholstery cannot be removed for washing. How do I maintain such sofas?

A stitch in time saves nine so, first, prevent stains and spills from ruining your upholstery by using fabric protection and cleaning products found in DIY stores. Some brands even have their own proprietary range of products. Apply them to areas with high bodily contact such as

the armrests, backrest and seats.

Other than taking precautions when you're having a meal or snacking while sitting on the sofa (for example, using a plate), regular maintenance is key to keeping your upholstery in good shape.

Regularly remove dust from upholstered furniture with a vacuum cleaner using the soft brush nozzle, as fine dust particles can stick to fabric and result in wear, says a representative from Danish furnishings company Boconcept.

Boconcept also recommends cleaning pieces of furniture that come into direct contact with skin, at least twice a year to keep the fabric from degrading due to natural body perspiration.

Another way to protect the sofa's armrests is to cover them. Some brands such as Boconcept offer a specially designed tray that fits over the armrest, providing a more stable base for drinks. Alternatively, lay a throw over the armrest or back, which acts as a protective layer and decoration, too.



photography AIK CHEN design JSKJ & METAMORPH WORKS

My laundry area is so tiny. After fitting in my washer and dryer, there is hardly enough space for anything else. How can I also store an ironing board, detergents and a table for folding my laundry?

Doing laundry is such an indispensable part of modern life, yet we hardly think about the design of our laundry room or area.

If you're lacking in floor space (like most of us), look towards your walls for solutions; we hope you at least have one bare wall to use for this purpose!

Install a holder on your wall that'll keep your ironing board and iron securely in place till needed. Mount shelves that are just wide enough for your detergent bottles and other laundry paraphernalia such as peg baskets, and even a radio for music to cheer up this chore.

Front-loading machines will provide surface area on top to fold laundry and place items, if the machines aren't stacked up on each other. But if you prefer top-loading machines, see if you can mount a flip-top table on a wall nearest to your laundry area. When it's not in use, just flip the table down to clear the space. ➤



I would love to dress up my bare walls with art, but I'm on a very tight budget. Where can I find affordable but nice artworks? How else can I dress up my walls?

You can put anything you want on your walls, and the best "art" pieces are those that are personal. Create a framed photo collage of your favourite family snaps; for a fun variation, integrate old photographs into your display as well. If you've always loved that image of your mum and dad as hip youngsters, get a digital imaging lab (try the ones at Bras Basah Complex) to scan, enlarge and print the picture to the size you want for your wall.

Typography can also add a stylish graphic edge to any space – find a fabulous quote, or select words you like, experiment with fonts and create your own personalised poster on a computer! Print on good-quality paper for a professional finish, and frame.

Alternatively, try your hand at painting your own work. Buy canvases and acrylic paint from art supply stores such as Art Friend. If you'd rather not risk making a mess at home, try art jamming at places such as Arteastiq, My Art Space and Art Jam Studio. Just pay a fee and these studios will provide the canvas, paints, and guidance to create your own masterpiece.

photography DARREN CHANG

Can you give me some ideas on how to decorate my bare balcony? The two walls adjacent to the doors are a bit high, so our view is obstructed.

If your balcony is sheltered, you've got a great opportunity to turn the space into an extension of your living area, or a relaxing dining spot. Adding layers of texture is key to turning your balcony from bare to beautiful. Enhance the sensory experience of being "outdoors" by installing artificial turf underfoot. Available from companies such as Absolut Outdoors, they now come in super realistic tones and textures, and are easy to clean, too.

Also dress up one of the two tall, stark walls with vertical greenery so you won't miss the view! Plant


nurseries retail a variety of modular systems, but there's no shame in going for an artificial wall if you don't have a green thumb. Absolut Outdoors can even customise the "plant" mix for you.

Have fun with the other wall; treat it like any other wall at home you want to decorate, keeping in mind that the items should be waterproof. You can jazz it up with a painted wall mural, art canvases or sticker decals. Or hang a variety of smaller planters on it.

As for furniture, that will depend on the amount of space you have. For a balcony with a small footprint, go for furniture with skinny legs and slim profiles. Taller pieces such as a bar-height table and stools will look less bulky, visually. ●



photography WONG WEI LIANG design ZIDANE ASSOCIATES



photography TAN WEI TE design FREE SPACE INTENT

Small bumps have appeared on the surface of my wooden coffee table due to drink spillages over the years. What can I do?

If small bumps are appearing on your table surface as a result of moisture, it might be that your furniture has a veneer surface. "Bumps wouldn't normally appear on the surface as a result of water spillage – it should result in a water mark instead. If it is a veneer top, it means that water has seeped beneath the top layer and caused it to distort," says Terence Teh, marketing manager at furniture retailer Journey East.

Try fixing small bubbles or blisters by placing a damp cloth over them and going over the spot with a hot iron. This might reactivate the glue which no longer bonds the veneer to its base.

I have had marble flooring at home for over 10 years. Recently, we engaged a contractor to polish it as there were cracks, but a few months later hairline cracks appeared and have started to spread. Why is this so?

Many homeowners love the look of marble because of the luxe factor it gives to a space. But being a natural stone, marble will react to environmental factors such as temperature changes and moisture levels.

To understand why cracks might form after polishing, it is important to understand how the process works. A stone expert we spoke to explained that the process includes grinding a thin layer off the surface of the flooring, filling the cracks with

marble powder and glue, and then polishing the surface. Water is used in the process too.

While marble has a porous nature, this varies with different types of marble. Therefore it becomes challenging to predict how your flooring will react to the polishing.

Its condition is affected by how fast the water dries up, the vibration of the machine, as well as pre-existing conditions like the installation method used and the initial waterproofing done. It's difficult to pinpoint the exact cause and effects are seen only a few months down the road.

White marble, which is the top choice among homeowners in Singapore, is generally regarded as more porous than other types of marble. ►



photography EDWARD HENDRICKS C&A design PROZFILE

I love nostalgic-looking retro tiles, but I'm not sure how much of those I should use. Any advice?

These decorative tiles you mentioned have boomed in popularity over the past few years due to the interest in vintage and retro designs.

Heavily patterned, they can be overwhelming if they cover too large an area. So if you decide to use them as flooring in any area of the home, make sure they are balanced out by plain and undecorated surfaces.

For example, in the kitchen, they can be used on the floor or

as a splashback in combination with cabinetry and countertops in one colour. The same goes for the bathroom, where the usually white sanitaryware can counter a heavily patterned floor.

You can try to mix patterned and plain tiles too, since they are available as individual square tiles. One tip is to choose patterns with similar elements or colours. And remember you don't have to use patterned tiles for the whole floor in any space – think of it as a rug, and create a square or rectangle underneath the dining table, at the hallway, or wherever you want it!

The sunlight coming into my balcony can be quite harsh, and I would like to get outdoor blinds. Are bamboo chick blinds suitable? What are other alternatives that will withstand the sun and rain? Also, how do I maintain them?

Bamboo blinds will be a good choice for your balcony as bamboo is a hardy material that can withstand outdoor weather conditions. However, there have been cases of "bamboo" blinds turning mouldy or becoming porous and hence easily broken over time. That might be a hint that your blinds are not 100 per cent bamboo but made of another material.

Other alternatives to explore, especially if you prefer a more sleek and contemporary look for your balcony, are UV blinds and

outdoor roller blinds. Both the components and materials for these blinds should be made for outdoor use.

UV blinds look just like regular slatted blinds but are made from PVC to withstand the harsh sun and rain. The material can also be made to look just like wood, too! Maintenance is simple, says Jessie Ng, of window blind specialist Onna. "Just wipe the slats with a damp cloth to clear any water marks left from the rain or daily dust," she says.

Outdoor roller blinds use fabrics that are thicker and can block UV rays. Onna retails a perforated outdoor fabric that allows light to partially pass through it while blocking UV rays. To clean, wipe with a damp cloth or vacuum the fabric. ●



photography VERONICA TAY design PROZFILE

CYBER CLOUD

It's all over the Internet, but what exactly is the cloud and how can it help you? We answer your burning questions about cloud computing.

WHAT IS CLOUD TECHNOLOGY?

"It's about using a large group of remote servers, all connected through networks, for centralised data storage and online access to computer services or resources," says Michelle Lim, marketing manager of Asus.

Simply put, cloud computing allows you to remotely access and store files through a network.

Simon Whitford, senior regional marketing manager of Western Digital (WD), compares the cloud system to an online backup service. "Chances are, most of us have used cloud storage in one way or another – accessing e-mail messages from websites is one example," he says.

WHAT ARE THE DIFFERENT FORMS OF CLOUD STORAGE?

Personal ones include the Aicloud from Asus and My Cloud from WD. Public storage services online include basic ones such as Dropbox, Google Drive, Microsoft's One Drive, and Sugar Sync.

"Some cloud services were designed for specific reasons, such as handling photos or for easy sharing," explains Michelle.



photo INMAGINE

WOULDN'T IT BE BETTER TO JUST GET A HARD DRIVE?

Both have their pro and cons. Simon explains: "Public cloud services are great for storing and sharing small- to medium-sized files in limited amounts, while USB hard drives are great for storing all files at large volumes."

Also, USB hard drives can be bulky, while cloud storage allows users to access files on the go, as long as there is an Internet connection.

The biggest benefit of cloud storage would be that "users can store information on the Internet without having to worry about lost data", explains Michelle.

IF PERSONAL INFORMATION IS STORED ON THE PUBLIC NETWORK, HOW DO I KEEP IT SAFE IN THE CLOUD?

Here are a few basic tips:

- Avoid using simple passwords – include a combination of symbols, letters and numbers. Make it a habit to change your password regularly, too.
- Ensure that the site you're uploading or downloading information from is encrypted and secure. Look for visual cues such as a little padlock at the corner of the browser's address bar.
- Always sign in and out of your cloud service providers.
- Don't put all your eggs in one basket. "Store important information in more than one location. Back it up on the cloud, as well as on one or several physical storage devices, so that if any one device or channel fails, your files remain safe," reminds Simon. ▶

HOW CAN I MAXIMISE SPACE IN THE CLOUD?

You can attach a USB 3.0 hard drive to your personal drive to expand storage capacity.

For online cloud storage services, Michelle encourages using multiple cloud services. "Compartmentalise your data,

such that you can take advantage of the [limited] free space allotments most services offer," she explains.

"If you keep your music, photos and office files separate, each set of information might be enough to weigh in under the 'free account' limit."

CHECK OUT THESE PERSONAL CLOUD DEVICES:

1 WD My Cloud

Western Digital's cloud storage is a physical storage device that allows users to save files on it while giving them access through the cloud. You can create several accounts on one device as well.

My Cloud, \$239 for a 2TB storage device, available at all leading electronic stores.



2 Asus Aicloud

This cloud-enabled router lets users plug an external hard drive into the router's USB port for Internet access. Account users can stream media and share data through the air. It can also sync with Dropbox and Asus' Web storage.

The RT-AC66U, \$259, available at all leading electronic stores. ●



ONLINE CLOUD SERVICES

■ Amazon Cloud Drive

Capacity: 5GB

Best for: Photos

Price: Free

Available online and through your mobile device, you can opt to have your images synced directly to your account. Plus, the site starts syncing only when it detects a Wi-Fi connection, so you don't have to worry about using up your data. Sign up for Amazon Prime and you get unlimited photo storage space.

■ Google Drive

Capacity: 15GB

Best for: File sharing

Price: Free

Most people have a Google account and Google Drive makes sharing documents with others really easy. What's great is that documents you've created within Google Drive itself don't count towards the 15GB capacity. Only files that you upload do.

■ Microsoft One Drive

Capacity: 15GB

Best for: File sharing

Price: Free

Like Google Drive, the One Drive is available on all devices, including Blackberry, and through your Web browser. You can get an extra 3GB worth of storage if you choose to sync your photos automatically with the drive.

■ Dropbox

Capacity: 2GB

Best for: File sharing

Price: Free

Dropbox might start out offering a measly 2GB of space but, through referrals, you can "earn" up to 16GB. The site's layout also makes this cloud service one of the easiest to use.

■ ADrive

Capacity: 50GB

Best for: Free storage

Price: Free basic plans

In exchange for 50GB of space, you'll have to endure advertisements in the user interface. You can pay to get rid of them and for more space, but what're a few ads for a free 50GB?

WHERE TO GO

■ ASUS

www.asus.com/sg


■ WESTERN DIGITAL

www.wdc.com

Scrub it clean

Joseph Joseph's three-in-one Palm Scrub dispenses washing liquid from a built-in reservoir at a push of a button. Its storage stand ensures hygienic drip-dry of the non-scratch bristles. This innovative design is available in green and grey.

For more information, visit www.josephjoseph.com



Bowls of Summer

Bring warm colours to the table by serving fresh strawberries in these colour glazed Skack serving bowls from Ikea

Available at Ikea, No.2, Jalan PJU7/3, Mutiara Damansara, Selangor, tel: +603-7726-7777.

Oh the Irony!

Which do you see first? The chicken or the egg? You see both at the same time with this egg basket from Bits &



Available at S-220, 2nd Floor, The Gardens Mall, Lingkaran Syed Putra, Mid Valley City, Kuala Lumpur, tel: +603-2297-0288.

Personal Helper

Ideal for cooks, JIA Inc's personal steamer set withstands heat with its pot and lid made from glazed fireproof ceramic. It can be used on open flame gas stoves and both conventional and microwave ovens. Its terracotta base is able to absorb moisture generated when food is steamed.

Available from www.corpick.com ▶





Steamed Banana with Gula Melaka

Cook healthy meals in under 10 minutes.

Serves two

Ingredients

15 grams grated gula Melaka
3 ¼ teaspoon of water
2 ripe bananas
1 tablespoon lime juice
40grams coconut milk
1/8 cup grated coconut

- 1) Mix grated gula Melaka with ¾ teaspoon water. Microwave the sugar with Panasonic's Econavi Steam Convection Oven. Set it on Micro Power high, 1000 W for 20 seconds. Stir until the sugar dissolves and set it aside.
- 2) To prevent bananas from turning dark, coat them with lime juice.
- 3) Place them on microwavable dish, select turbo steam and set the cooking time to six minutes on power level one.
- 4) On a separate bowl, add a pinch of salt to 40 grams of coconut milk and microwave it for 10 seconds with 1000 W and stir well.
- 5) Pour coconut milk and gula Melaka over bananas and top it off with grated coconut.

Recipe from Panasonic. For more information, visit www.panasonic.com



Steel Pikes

Made from stainless steel, this elegant Palileros and tapas pikes set is one of the latest additions to the L'ame de Christofle Collection, designed by Eugeni Quitllet.

Available from Christofle, Kiosk 1, 1st Floor of Bangsar Shopping Centre, 285, Jalan Maarof, Bukit Bandaraya, Kuala Lumpur, tel: +603-2282-5985.



Flower Power

Create a beautiful garden on your table with these silver trimmed platters and bowls. Stack the bowls for an elegant display of blooming flowers. The gorgeous diningware from Julia Knight's flower collection are available in Rose, Lily and Tulip.

Available at Robinsons.

Wipe Off

Teroforma's Hands Dishes Crumbs are made to soak liquid and trap crumbs. They are made from linen-cotton mix material, highly absorbent pure linen and loose weave linen respectively. Hands Dishes Crumbs is available at Corpick.

For more information, visit www.corpick.com



Golden Ram

Chinese New Year may be over. But it will be a luxury to have the 24K gold-plated pewter ram chopstick rest from Royal Selangor. The set comes with a pair of sandalwood chopsticks.


Available at Royal Selangor outlets.



Stylish Steel

Eat sorbets and ice-creams in style. Designed by Eugeni Quitllet, The L'Ame de Christofle's sorbet set is made from stainless steel.

Available at Christofle, Ground Floor, G118, Bangsar Shopping Centre, 285, Jalan Maarof, Bukit Bandaraya, Kuala Lumpur, tel: +603-2282-5985.



Tuna Bergerdil

Makes: 12 pieces

Preparation Time: 20 minutes

Cooking Time: 15 minutes

Ingredients

- 1 can of 185g Ayam Brand tuna flakes in water, drained
- 1 bunch fresh coriander, chopped
- 1 red chili, chopped
- 1 small red onion, chopped
- 1 egg
- 1 small potato, uncooked and cut into small cubes
- 2 small potatoes, boiled and mashed
- Salt to taste

Method


1. Mix all ingredients and form them into 2" patties.
2. Pan-fry until golden brown and make them into mini burgers with some lettuce, mayonnaise and sliced shallots.
3. Serve them for lunch or dinner.

Recipe from Ayambrand. For more information, visit www.ayambrand.com.my

Holding Up

Check out the Fantastik napkin holder from Ikea. It keeps napkins in one place without having to fold them. Fantastik is able to hold a large number of napkins in the sizes of 33 x 33cm or 40 x 40cm.

Available at Ikea, No.2, Jalan PJU 7/2, Mutiara Damansara, Selangor, tel: +603-7726-7777.



Foldable Silicon

Designed by Atsuhiko Hayashi, the Orishiki Fold-Up Kitchen Mat made from silicon is able to resist heat up to 200 Celcius. Its textured surface prevent dishes from slipping while its space-saving feature allows users to fold it back into its original single-square form after use. The Orishiki kitchen mat is available in blue, green, orange, white and brown.

Available from The Jekyll & Hyde Project, Lot S19, 2nd Floor, Bangsar Shopping Centre, No. 285, Jalan Maarof, Bukit Bandaraya, TEL: +603-2282-2364.



Multi-purpose Dinosaur

It holds fruits, snacks and tidbits. This fruit bowl can also be used to serve finger food such as sandwiches for tea. The ceramic Anthracite Dino Fruit bowl from Corpick is available in matte black and glossy white.

For more information, visit www.corpick.com



Master decorator

Be sure to practice the art of subtlety when decorating your kitchen or dining area. Accessorise using functional home decorations. Who knows storing your fruits into an eye-catching gold wire container from H&M Home is just the perfect centrepiece for your kitchen counter or dining table.

Available at Avenue K, 156, Jalan Ampang, Kuala Lumpur, tel: +603-2164-6389. ●

buying guide

YOUR ONE-STOP RESOURCE FOR PRODUCTS AND SERVICES

MALAYSIA

Acacia Fine Fabrics

tel: +603-4252-3378
www.acaciafabrics.com

Aeon Index Living Sdn. Bhd.

Lot No.LG-30, 31 & 33,
Lower Ground Floor,
IOI City Mall
Lebuh IRC, IOI Resort City
Putrajaya
www.indexlivingmall.com.my

A-Jung Electric Sdn Bhd

Suite E-06-08,
Plaza Mont Kiara,
Kuala Lumpur
Tel: +603-6201-9101

Alpha

tel: +603-5740-6666
www.alphamalaysia.com

Apex

For store listing, go to
www.apexboutique.com

BoConcept

T112 Bangsar Shopping Centre,
Kuala Lumpur
tel: +603-2011-0178

Bosch

www.bosch-home.com.my

Caesarstone

www.caesarstone.com.sg

Eastern Decorator Sdn Bhd WHITE ROOM (Eastern Decorator Sdn Bhd)

Suite E-3A, Level 3A,
Corporate Bulding (Block E),
Southgate Centre, No2, Jalan
Dua, Off Jalan Chan Sow Lin,
Kuala Lumpur
Tel: +603-9222-3488

Electrolux

tel: 1300-88-1122

Feruni Ceramiche

12 Jalan 213
Petaling Jaya
tel: +603-7784-7277

Goodrich Global

M-2-2 Block M
Plaza Damas Phase II
Kuala Lumpur
tel: +603-6201-5757

Gudang Damansara

S15 Bangsar Shopping
Centre
Kuala Lumpur
tel: +603-2092-2618

Guocera

5th Floor Wisma Kemajuan
No 2 jalan 19/1B
Petaling Jaya
Tel: +603-7958-7922

Harvey Norman

For store listing, go to
www.harveynorman.com.my

Hafele

18 Jalan Juruhebah U1/50,
Glenmarie
Selangor
tel: +603-5569-2526

Hitachi

Suite17.3, Level 17
Menara IMC, Jalan Sultan
Ismail
Kuala Lumpur
tel: +603-2031-8751

Ikea

2 Jalan PJU7/2
Mutia Damansara
Petaling Jaya
tel: +603-7726-7777

Interfal

No 45 & 47
Jalan SS18/1B
Subang Jaya.
tel: +603-5638-9213

Janine

S112 Bangsar
Shopping Centre
Kuala Lumpur
tel: +603-2094-9530

J & J Chesters Malaysia Sdn Bhd

Block B-0-1, Megan Avenue
1, 189 Jalan Tun Razak
Kuala Lumpur
tel: +603-2166-4121

KDK

3rd Floor,
No 15 Jalan Tandang
Petaling Jaya
tel: +603-7785-5011

Kimgres Marketing Sdn Bhd

Lot 5, Jalan Kilang/Jalan 217
Petaling Jaya
tel: +603-7783-9811

Kitch

G16 Bangunan
Perdagangan D7
800 Jalan Sentul
Kuala Lumpur
tel: +6018-599-8233

Kitchenaid

tel: +603-7877-5216

Lazzoni

154 Jalan Maarof
Kuala Lumpur
tel: +603+2201-3323

Legrand

Lot 1888, Jalan KPB7,
Kawasan Perindustrian
Balakong, Selangor
tel: +603-8962-3333

LG

tel: 1800-822-822
www.lg.com

Lightcraft

145 Jalan Sungai Besi
Kuala Lumpur
tel: +603-9222-2413

Ligne Roset

S3 Pamper Floor
Starhill Gallery
Kuala Lumpur
tel: +603-2710-3388

Linds Furniture

162 Jalan Maarof
Kuala Lumpur
tel: +603-2094-6055

Lorenzo

For store listing, go to
www.lorenzo-international.com

Marco Corporation (M) Sdn Bhd

2-2nd Floor, Jalan
Segambut,
Kuala Lumpur
Tel: +603-4043-3111

Metrojaya

www.metrojaya.com.my

Miele

Menara Kencana Petroleum
Solaris Dutamas
Kuala Lumpur
tel: +603-6205-3899

MML (Malaysian Mosaics Sdn Bhd

1A Jalan 205,
Off Jalan Tandang
Petaling Jaya
tel: +603-7718-7333

Molecule

6.49.02 Pavilion KL
Kuala Lumpur
tel: +603-2148-3300

Muji

5.10.00 Pavilion KL
Kuala Lumpur
tel: +603-2141-0223

Namu Haus

3 Jalan Timur
Petaling Jaya
tel: +603-7932-3999

Nippon Paint

tel: 1800-88-2663
www.nipponpaint.com.my

Niro Ceramic (M) Sdn Bhd

Lot 2, Persiaran Sultan
Section 15
Petaling Jaya
tel: +603-5033-9333

Panasonic

Lot 10, Jalan 13/2
Petaling Jaya
tel: +603-7953-7600

Rinnai

D2-3-G & D2-3-1,
Block D2, Pusat
Perdagangan Danau 1,
Jalan PJU1A/46,
Ara Damansara
tel: +603-7832-0037

Rubine

Fiamma Tradings Sdn Bhd
WismaFiamma
No. 20, Jalan 7A/62A,
Bandar Menjalara,
Kuala Lumpur
tel: +603-6279-8888

Pensonic

tel: 1800-881-770
www.pensonic.com

Robinsons

The Gardens Mall
Kuala Lumpur
tel: +603-2089-1188

Samsung

Suite E-09-01,
Level 9 East Wing
ICON Jalan Tun Razak
Kuala Lumpur
tel: +603-2165-0000

Sharp

No 1A Persiaran Kuala
Langat Section 27
Shah Alam
tel: +603-5102-5311

Signature Kitchen

Lot 24 Jalan Teknologi
Taman Sains Selangor 1
Kota Damansara
tel: +603-6286-7000

Space Furniture

3-12 The Intermark Mall
Kuala Lumpur
tel: +603-2166-2212

Stadler Form-Blue Orange Resources Sdn Bhd

Storage Systems
15-2-3, Megan Corporate
Park, Block B, Jalan 1/125E,
Taman Desa Petaling,
Kuala Lumpur
Tel: +603-9057-7933

Teka

tel: +603-7620-1600

Terracotta Tiles

15 Jalan Pendidikan U1/31
Hicom Glenmarie
Shah Alam
tel: +603-5569-4799

Toshiba

Tel: +603-5565-8000
www.toshiba.com.my

White Horse Ceramic

tel: 1800-88-1880
www.whitehorse.com.my

Vanguard Interiors

D1-G/M Jalan Selaman 1
Dataran Palma,
Ampang, Selangor
Tel: +603-4270-3933

Vileda

Freudenberg Household Products (M) Sdn Bhd

Level 15-08,
PJX-HM Shah Tower
No16A, Persiaran Barat
Petaling Jaya
tel: +603-7932-5729

Vluz Concept (M) Sdn Bhd

40, Desa Sri Hartamas,
Jalan 28/70A,
Kuala Lumpur,
Tel: +603-2300-1665

THE TREND

THE TREND WOOD WORKS

A modern-contemporary space can be created with wood. This can be achieved by using the material on a wall (paint three walls white), ceiling or floor or when you incorporate various types of wood in a room. Each type brings various

characteristics through its texture and colour. This enables a homeowner bring out the beauty of contemporary pieces such as upholstered sofas in neutral colours and chairs in a darker shade of red.

A homeowner used wood panel

flooring outdoors and marble flooring indoors. Both bring an added luxury to the house visually and provides a smooth transition for the two spaces. Furthermore, wood is able to enhance various styles at home, for example, a rustic ambience. ●

BELOW
Different types of wood are incorporated into the home.



TOSHIBA

Leading Innovation >>>

Outer **BEAUTY...**

Inner **POWER.**

NEW!
Premium Rose
Gold Lid Design

16KG
AW-DME1700WM

S-DD INVERTER
NEODYMIUM-48

CIRCULAR INTAKE
Super Spin Dry

MAGIC DRUM

Toshiba's stylish **NEW MAGIC DRUM** washing machine repels dirt for amazingly clean and fresh clothes.

Clothes will now be cleaner than ever with Toshiba's new Magic Drum Inverter washing machine. It has a dirt-proof coating behind the drum that prevents dirt, soil, grease and detergent residue - the cause of mould and bacteria, from remaining behind the drum after every wash cycle. So the drum stays clean and shiny... and your clothes- exceptionally spotless and fresh.

How The **MAGIC DRUM** Works**

With Dirt-Proof Coating
Detergent residue and oil are washed away, and the drum is kept clean and shiny.



Without Coating
Detergent residue and oil remain - they are the cause of mould and bacteria.

NEW! AW-DME1700WM (16KG)

2 General
YEARS
3 Control
YEARS
13 Motor
YEARS*



** The Magic Drum feature is only applicable for the AW-DME1700WM (16kg) model.

For more information, please log on to www.toshiba.com.my or call our customer careline at 1-300-88-7899. Look for us at: Toshiba Malaysia

* Upon online registration and valid for purchases from now until 31 July 2016. Terms and conditions apply.

Toshiba Sales & Services Sdn. Bhd. (Company No: 32538-D)

Ground Floor & Level 5, Bangunan Palm Grove II, No: 12, Jalan Glenmarie (Persiaran Kerjaya) Section U1, 40150 Shah Alam, Selangor, Malaysia. Customer Careline: 1-300-88-7899
• Selangor tel: 03-55658000 fax: 03-55658080 Service Centre: 1-300-88-7899 fax: 03-55658088 • Penang 04-3977010/3973010 • Perak 05-3217351 • Johor 07-3536988/3510479
• Melaka 06-2829682 • Pahang 09-5661934 • Kelantan 09-7443461 • Sabah 088-719079/717042 • Sarawak 082-330636 Website: www.toshiba.com.my





Kitch (M) Sdn Bhd (566346-V)
85 Jln Klang Lama Batu 3, K.L.
☎ 03 7982 8233

Showrooms:
G16 & G17, Bangunan
Perdagangan d7, No 800 Jalan
Sentul, 51000 Kuala Lumpur
☎ 018 599 8233

170 Jalan Kelawai
10250 Penang
☎ 04 226 3232

info@kitch.com.my
www.kitch.com.my



AVENTOS HF – When motion unfolds freely

Bring ergonomics and user comfort to your wall cabinets, for instance with AVENTOS HF. The bi-fold lift system moves away entirely from your workspace, stops in any position and closes gently and quietly, leaving you plenty of head clearance and space to access the cabinet interior with ease and comfort.

www.blum.com/aventos

